

# Gulf County ARC

## 2018 Annual Agency Profile

### General Information

#### Service Consumption

24,729 Annual Unlinked Trips (UPT)

#### Service Supplied

425,309 Annual Vehicle Revenue Miles (VRM)  
21,771 Annual Vehicle Revenue Hours (VRH)

#### Summary of Operating Expenses (OE)

\$832,394 Total Operating Expenses

#### Database Information

NTDID: 4R02-40968

Reporter Type: Rural General Public Transit

### Financial Information

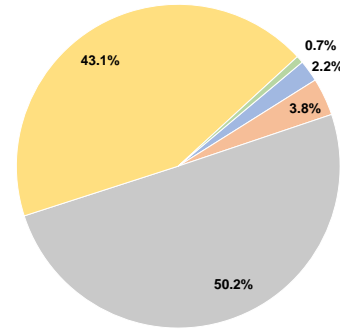
#### Sources of Operating Funds Expended

Fare Revenues	\$18,125	2.2%
Local Funds	\$31,273	3.8%
State Funds	\$417,928	50.2%
Federal Assistance	\$359,101	43.1%
Other Funds	\$5,967	0.7%
<b>Total Operating Funds Expended</b>	<b>\$832,394</b>	<b>100.0%</b>

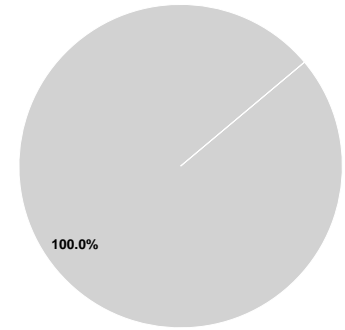
#### Sources of Capital Funds Expended

Fare Revenues	\$0	0.0%
Local Funds	\$0	0.0%
State Funds	\$41,948	100.0%
Federal Assistance	\$0	0.0%
Other Funds	\$0	0.0%
<b>Total Capital Funds Expended</b>	<b>\$41,948</b>	<b>100.0%</b>

#### Operating Funding Sources



#### Capital Funding Sources



### Modal Characteristics

#### Operation Characteristics

#### Vehicles Operated at Maximum Service

Mode	Directly Operated	Purchased Transportation	Operating Expenses	Fare Revenues	Uses of Capital Funds	Annual Unlinked Trips	Annual Vehicle Revenue Miles	Annual Vehicle Revenue Hours
Demand Response	18	-	\$832,394	\$18,125	\$41,948	24,729	425,309	21,771
<b>Total</b>	<b>18</b>	<b>-</b>	<b>\$832,394</b>	<b>\$18,125</b>	<b>\$41,948</b>	<b>24,729</b>	<b>425,309</b>	<b>21,771</b>

#### Performance Measures

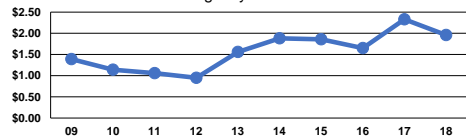
#### Service Efficiency

Mode	Operating Expenses per Vehicle Revenue Mile	Operating Expenses per Vehicle Revenue Hour
Demand Response	\$1.96	\$38.23
<b>Total</b>	<b>\$1.96</b>	<b>\$38.23</b>

#### Service Effectiveness

Mode	Operating Expenses per Unlinked Passenger Trip	Unlinked Trips per Vehicle Revenue Mile	Unlinked Trips per Vehicle Revenue Hour
Demand Response	\$33.66	0.1	1.1
<b>Total</b>	<b>\$33.66</b>	<b>0.1</b>	<b>1.1</b>

Operating Expense per Vehicle Revenue Mile: Agency Total



Unlinked Passenger Trips per Vehicle Revenue Mile: Agency Total

