

Suwannee River Economic Council, Inc.

2018 Annual Agency Profile

General Information

Service Consumption

47,602 Annual Unlinked Trips (UPT)

Service Supplied

584,307 Annual Vehicle Revenue Miles (VRM)
34,474 Annual Vehicle Revenue Hours (VRH)

Summary of Operating Expenses (OE)

\$1,750,736 Total Operating Expenses

Database Information

NTDID: 4R02-41037

Reporter Type: Rural General Public Transit

Financial Information

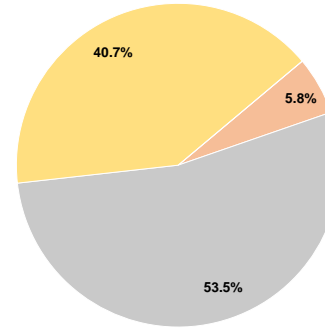
Sources of Operating Funds Expended

Fare Revenues	\$0	0.0%
Local Funds	\$101,599	5.8%
State Funds	\$937,279	53.5%
Federal Assistance	\$711,858	40.7%
Other Funds	\$0	0.0%
Total Operating Funds Expended	\$1,750,736	100.0%

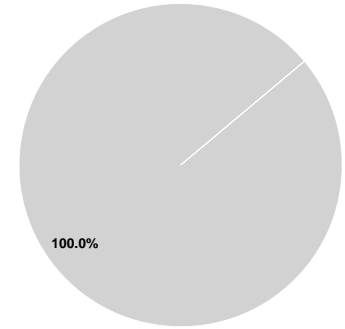
Sources of Capital Funds Expended

Fare Revenues	\$0	0.0%
Local Funds	\$0	0.0%
State Funds	\$139,644	100.0%
Federal Assistance	\$0	0.0%
Other Funds	\$0	0.0%
Total Capital Funds Expended	\$139,644	100.0%

Operating Funding Sources



Capital Funding Sources



Modal Characteristics

Operation Characteristics

Vehicles Operated at Maximum Service

Mode	Directly Operated	Purchased Transportation	Operating Expenses	Fare Revenues	Uses of Capital Funds	Annual Unlinked Trips	Annual Vehicle Revenue Miles	Annual Vehicle Revenue Hours
Demand Response	25	-	\$1,750,736	\$0	\$139,644	47,602	584,307	34,474
Total	25	-	\$1,750,736	\$0	\$139,644	47,602	584,307	34,474

Performance Measures

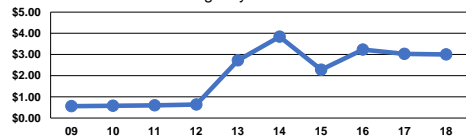
Service Efficiency

Mode	Operating Expenses per Vehicle Revenue Mile	Operating Expenses per Vehicle Revenue Hour
Demand Response	\$3.00	\$50.78
Total	\$3.00	\$50.78

Service Effectiveness

Mode	Operating Expenses per Unlinked Passenger Trip	Unlinked Trips per Vehicle Revenue Mile	Unlinked Trips per Vehicle Revenue Hour
Demand Response	\$36.78	0.1	1.4
Total	\$36.78	0.1	1.4

Operating Expense per Vehicle Revenue Mile: Agency Total



Unlinked Passenger Trips per Vehicle Revenue Mile: Agency Total

