

# City of Key West Department of Transportation

2018 Annual Agency Profile

## General Information

### Service Consumption

619,261 Annual Unlinked Trips (UPT)

### Service Supplied

675,232 Annual Vehicle Revenue Miles (VRM)  
51,337 Annual Vehicle Revenue Hours (VRH)

### Summary of Operating Expenses (OE)

\$3,649,612 Total Operating Expenses

### Database Information

NTDID: 4R02-41060

Reporter Type: Rural General Public Transit

## Financial Information

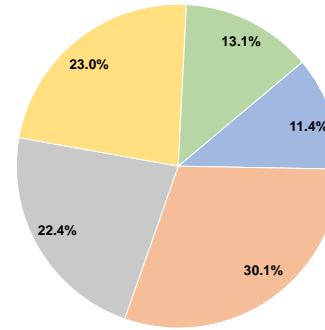
### Sources of Operating Funds Expended

Fare Revenues	\$416,150	11.4%
Local Funds	\$1,097,846	30.1%
State Funds	\$819,139	22.4%
Federal Assistance	\$839,124	23.0%
Other Funds	\$477,353	13.1%
<b>Total Operating Funds Expended</b>	<b>\$3,649,612</b>	<b>100.0%</b>

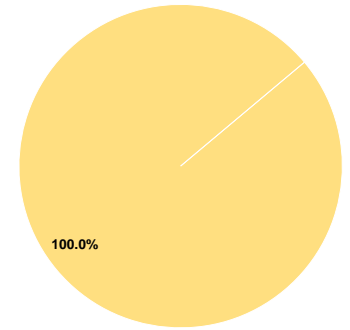
### Sources of Capital Funds Expended

Fare Revenues	\$0	0.0%
Local Funds	\$0	0.0%
State Funds	\$0	0.0%
Federal Assistance	\$2,458,930	100.0%
Other Funds	\$0	0.0%
<b>Total Capital Funds Expended</b>	<b>\$2,458,930</b>	<b>100.0%</b>

### Operating Funding Sources



### Capital Funding Sources



## Modal Characteristics

### Operation Characteristics

#### Vehicles Operated at Maximum Service

Mode	Directly Operated	Purchased Transportation	Operating Expenses	Fare Revenues	Uses of Capital Funds	Annual Unlinked Trips	Annual Vehicle Revenue Miles	Annual Vehicle Revenue Hours
Bus	10	-	\$3,649,612	\$416,150	\$2,458,930	619,261	675,232	51,337
<b>Total</b>	<b>10</b>	<b>-</b>	<b>\$3,649,612</b>	<b>\$416,150</b>	<b>\$2,458,930</b>	<b>619,261</b>	<b>675,232</b>	<b>51,337</b>

### Performance Measures

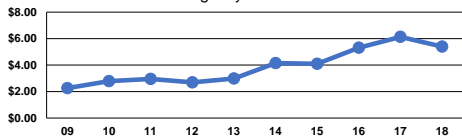
#### Service Efficiency

Mode	Operating Expenses per Vehicle Revenue Mile	Operating Expenses per Vehicle Revenue Hour
Bus	\$5.40	\$71.09
<b>Total</b>	<b>\$5.40</b>	<b>\$71.09</b>

#### Service Effectiveness

Mode	Operating Expenses per Unlinked Passenger Trip	Unlinked Trips per Vehicle Revenue Mile	Unlinked Trips per Vehicle Revenue Hour
Bus	\$5.89	0.9	12.1
<b>Total</b>	<b>\$5.89</b>	<b>0.9</b>	<b>12.1</b>

Operating Expense per Vehicle Revenue Mile: Agency Total



Unlinked Passenger Trips per Vehicle Revenue Mile: Agency Total

