

Calhoun County Senior Citizens Association, Inc.

2018 Annual Agency Profile

General Information

Service Consumption

11,657 Annual Unlinked Trips (UPT)

Service Supplied

190,535 Annual Vehicle Revenue Miles (VRM)
10,702 Annual Vehicle Revenue Hours (VRH)

Summary of Operating Expenses (OE)

\$556,629 Total Operating Expenses

Database Information

NTDID: 4R02-41091

Reporter Type: Rural General Public Transit

Financial Information

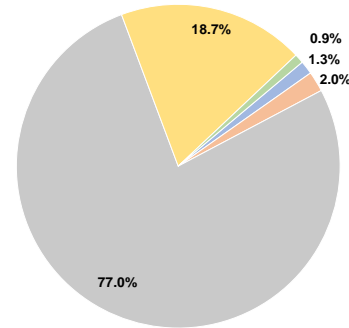
Sources of Operating Funds Expended

Fare Revenues	\$7,489	1.3%
Local Funds	\$11,260	2.0%
State Funds	\$428,843	77.0%
Federal Assistance	\$103,913	18.7%
Other Funds	\$5,124	0.9%
Total Operating Funds Expended	\$556,629	100.0%

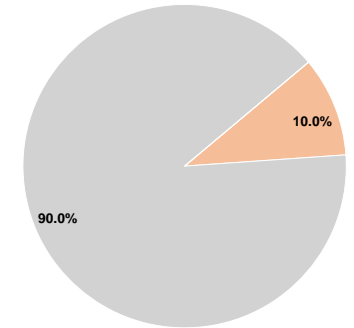
Sources of Capital Funds Expended

Fare Revenues	\$0	0.0%
Local Funds	\$2,908	10.0%
State Funds	\$26,171	90.0%
Federal Assistance	\$0	0.0%
Other Funds	\$0	0.0%
Total Capital Funds Expended	\$29,079	100.0%

Operating Funding Sources



Capital Funding Sources



Modal Characteristics

Operation Characteristics

Vehicles Operated at Maximum Service

Mode	Directly Operated	Purchased Transportation	Operating Expenses	Fare Revenues	Uses of Capital Funds	Annual Unlinked Trips	Annual Vehicle Revenue Miles	Annual Vehicle Revenue Hours
Demand Response	14	-	\$556,629	\$7,489	\$29,079	11,657	190,535	10,702
Total	14	-	\$556,629	\$7,489	\$29,079	11,657	190,535	10,702

Performance Measures

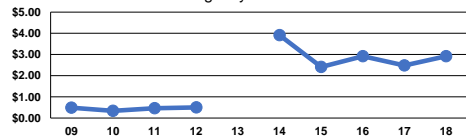
Service Efficiency

Mode	Operating Expenses per Vehicle Revenue Mile	Operating Expenses per Vehicle Revenue Hour
Demand Response	\$2.92	\$52.01
Total	\$2.92	\$52.01

Service Effectiveness

Mode	Operating Expenses per Unlinked Passenger Trip	Unlinked Trips per Vehicle Revenue Mile	Unlinked Trips per Vehicle Revenue Hour
Demand Response	\$47.75	0.1	1.1
Total	\$47.75	0.1	1.1

Operating Expense per Vehicle Revenue Mile: Agency Total



Unlinked Passenger Trips per Vehicle Revenue Mile: Agency Total

