

**General Information**

**Service Consumption**

60,313 Annual Unlinked Trips (UPT)

**Service Supplied**

605,629 Annual Vehicle Revenue Miles (VRM)  
11,595 Annual Vehicle Revenue Hours (VRH)

**Summary of Operating Expenses (OE)**

\$212,724 Total Operating Expenses

**Database Information**

NTDID: 4R02-41095

Reporter Type: Rural General Public Transit

**Financial Information**

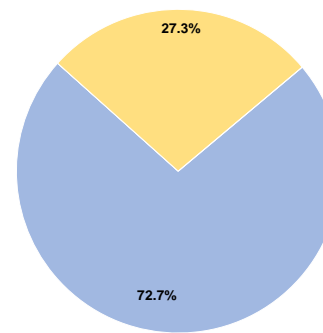
**Sources of Operating Funds Expended**

Fare Revenues	\$154,716	72.7%
Local Funds	\$0	0.0%
State Funds	\$0	0.0%
Federal Assistance	\$58,008	27.3%
Other Funds	\$0	0.0%
<b>Total Operating Funds Expended</b>	<b>\$212,724</b>	<b>100.0%</b>

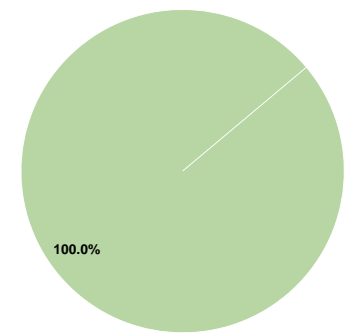
**Sources of Capital Funds Expended**

Fare Revenues	\$0	0.0%
Local Funds	\$0	0.0%
State Funds	\$0	0.0%
Federal Assistance	\$0	0.0%
Other Funds	\$2,523	100.0%
<b>Total Capital Funds Expended</b>	<b>\$2,523</b>	<b>100.0%</b>

**Operating Funding Sources**



**Capital Funding Sources**



**Modal Characteristics**

**Operation Characteristics**

**Vehicles Operated at Maximum Service**

Mode	Directly Operated	Purchased Transportation	Operating Expenses	Fare Revenues	Uses of Capital Funds	Annual Unlinked Trips	Annual Vehicle Revenue Miles	Annual Vehicle Revenue Hours
Vanpool	21	-	\$212,724	\$154,716	\$2,523	60,313	605,629	11,595
<b>Total</b>	<b>21</b>	<b>-</b>	<b>\$212,724</b>	<b>\$154,716</b>	<b>\$2,523</b>	<b>60,313</b>	<b>605,629</b>	<b>11,595</b>

**Performance Measures**

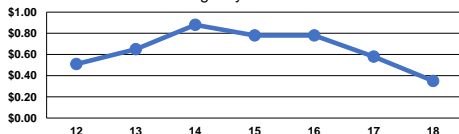
**Service Efficiency**

Mode	Operating Expenses per Vehicle Revenue Mile	Operating Expenses per Vehicle Revenue Hour
Vanpool	\$0.35	\$18.35
<b>Total</b>	<b>\$0.35</b>	<b>\$18.35</b>

**Service Effectiveness**

Mode	Operating Expenses per Unlinked Passenger Trip	Unlinked Trips per Vehicle Revenue Mile	Unlinked Trips per Vehicle Revenue Hour
Vanpool	\$3.53	0.1	5.2
<b>Total</b>	<b>\$3.53</b>	<b>0.1</b>	<b>5.2</b>

Operating Expense per Vehicle Revenue Mile: Agency Total



Unlinked Passenger Trips per Vehicle Revenue Mile: Agency Total

