

# Tri-County Community Council, Inc

2018 Annual Agency Profile

## General Information

### Service Consumption

119,306 Annual Unlinked Trips (UPT)

### Service Supplied

1,238,065 Annual Vehicle Revenue Miles (VRM)  
 52,977 Annual Vehicle Revenue Hours (VRH)

### Summary of Operating Expenses (OE)

\$3,222,707 Total Operating Expenses

### Database Information

NTDID: 4R02-41186

Reporter Type: Rural General Public Transit

## Financial Information

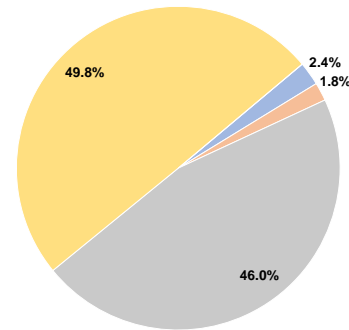
### Sources of Operating Funds Expended

Fare Revenues	\$76,215	2.4%
Local Funds	\$58,836	1.8%
State Funds	\$1,483,306	46.0%
Federal Assistance	\$1,604,350	49.8%
Other Funds	\$0	0.0%
<b>Total Operating Funds Expended</b>	<b>\$3,222,707</b>	<b>100.0%</b>

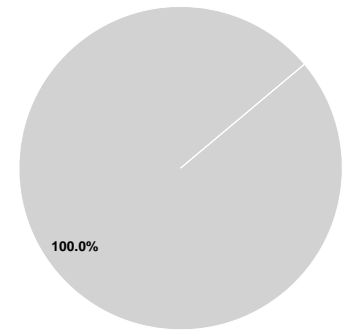
### Sources of Capital Funds Expended

Fare Revenues	\$0	0.0%
Local Funds	\$0	0.0%
State Funds	\$102,416	100.0%
Federal Assistance	\$0	0.0%
Other Funds	\$0	0.0%
<b>Total Capital Funds Expended</b>	<b>\$102,416</b>	<b>100.0%</b>

### Operating Funding Sources



### Capital Funding Sources



## Modal Characteristics

### Operation Characteristics

#### Vehicles Operated at Maximum Service

Mode	Directly Operated	Purchased Transportation	Operating Expenses	Fare Revenues	Uses of Capital Funds	Annual Unlinked Trips	Annual Vehicle Revenue Miles	Annual Vehicle Revenue Hours
Demand Response	40	-	\$3,222,707	\$76,215	\$102,416	119,306	1,238,065	52,977
<b>Total</b>	<b>40</b>	<b>-</b>	<b>\$3,222,707</b>	<b>\$76,215</b>	<b>\$102,416</b>	<b>119,306</b>	<b>1,238,065</b>	<b>52,977</b>

### Performance Measures

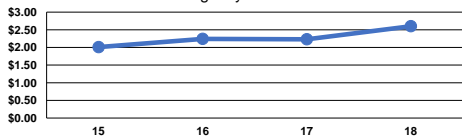
#### Service Efficiency

Mode	Operating Expenses per Vehicle Revenue Mile	Operating Expenses per Vehicle Revenue Hour
Demand Response	\$2.60	\$60.83
<b>Total</b>	<b>\$2.60</b>	<b>\$60.83</b>

#### Service Effectiveness

Mode	Operating Expenses per Unlinked Passenger Trip	Unlinked Trips per Vehicle Revenue Mile	Unlinked Trips per Vehicle Revenue Hour
Demand Response	\$27.01	0.1	2.3
<b>Total</b>	<b>\$27.01</b>	<b>0.1</b>	<b>2.3</b>

Operating Expense per Vehicle Revenue Mile: Agency Total



Unlinked Passenger Trips per Vehicle Revenue Mile: Agency Total

