

Jones County Transit

2018 Annual Agency Profile

<http://www.jonescountyga.org>

166 Industrial Blvd
Gray, GA 31032-1359

General Information

Service Consumption

4,913 Annual Unlinked Trips (UPT)

Service Supplied

56,767 Annual Vehicle Revenue Miles (VRM)
4,024 Annual Vehicle Revenue Hours (VRH)

Summary of Operating Expenses (OE)

\$152,333 Total Operating Expenses

Database Information

NTDID: 4R03-40946

Reporter Type: Rural General Public Transit

Financial Information

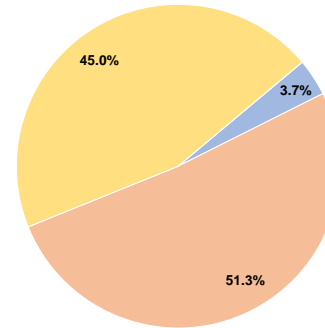
Sources of Operating Funds Expended

Fare Revenues	\$5,654	3.7%
Local Funds	\$78,129	51.3%
State Funds	\$0	0.0%
Federal Assistance	\$68,550	45.0%
Other Funds	\$0	0.0%
Total Operating Funds Expended	\$152,333	100.0%

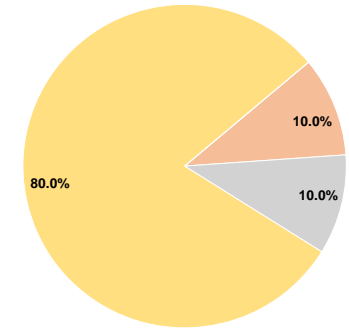
Sources of Capital Funds Expended

Fare Revenues	\$0	0.0%
Local Funds	\$4,500	10.0%
State Funds	\$4,500	10.0%
Federal Assistance	\$36,002	80.0%
Other Funds	\$0	0.0%
Total Capital Funds Expended	\$45,002	100.0%

Operating Funding Sources



Capital Funding Sources



Modal Characteristics

Operation Characteristics

Vehicles Operated at Maximum Service

Mode	Directly Operated	Purchased Transportation	Operating Expenses	Fare Revenues	Uses of Capital Funds	Annual Unlinked Trips	Annual Vehicle Revenue Miles	Annual Vehicle Revenue Hours
Demand Response	3	-	\$152,333	\$5,654	\$45,002	4,913	56,767	4,024
Total	3	-	\$152,333	\$5,654	\$45,002	4,913	56,767	4,024

Performance Measures

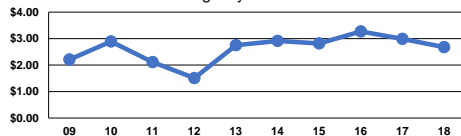
Service Efficiency

Mode	Operating Expenses per Vehicle Revenue Mile	Operating Expenses per Vehicle Revenue Hour
Demand Response	\$2.68	\$37.86
Total	\$2.68	\$37.86

Service Effectiveness

Mode	Operating Expenses per Unlinked Passenger Trip	Unlinked Trips per Vehicle Revenue Mile	Unlinked Trips per Vehicle Revenue Hour
Demand Response	\$31.01	0.1	1.2
Total	\$31.01	0.1	1.2

Operating Expense per Vehicle Revenue Mile: Agency Total



Unlinked Passenger Trips per Vehicle Revenue Mile: Agency Total

