

Dawson County Transit

2018 Annual Agency Profile

<http://www.dawsoncounty.org/departments/dawson-transit>

25 Justice Way Suite 2313

P.O. Box 598

Dawsonville, GA 30534-0041

General Information

Service Consumption

11,559 Annual Unlinked Trips (UPT)

Service Supplied

90,685 Annual Vehicle Revenue Miles (VRM)

5,927 Annual Vehicle Revenue Hours (VRH)

Summary of Operating Expenses (OE)

\$256,441 Total Operating Expenses

Database Information

NTDID: 4R03-41057

Reporter Type: Rural General Public Transit

Financial Information

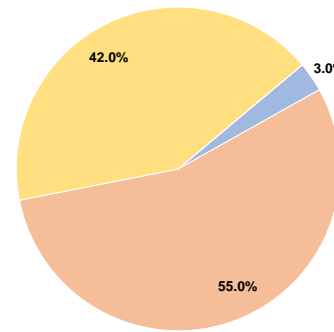
Sources of Operating Funds Expended

Fare Revenues	\$7,620	3.0%
Local Funds	\$141,166	55.0%
State Funds	\$0	0.0%
Federal Assistance	\$107,655	42.0%
Other Funds	\$0	0.0%
Total Operating Funds Expended	\$256,441	100.0%

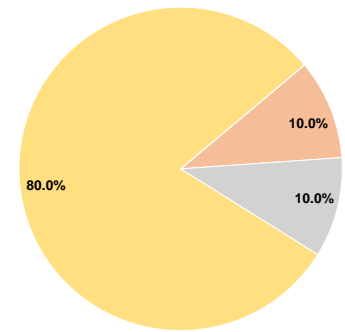
Sources of Capital Funds Expended

Fare Revenues	\$0	0.0%
Local Funds	\$9,018	10.0%
State Funds	\$9,018	10.0%
Federal Assistance	\$72,145	80.0%
Other Funds	\$0	0.0%
Total Capital Funds Expended	\$90,181	100.0%

Operating Funding Sources



Capital Funding Sources



Modal Characteristics

Operation Characteristics

Vehicles Operated at Maximum Service

Mode	Directly Operated	Purchased Transportation	Operating Expenses	Fare Revenues	Uses of Capital Funds	Annual Unlinked Trips	Annual Vehicle Revenue Miles	Annual Vehicle Revenue Hours
Demand Response	5	-	\$256,441	\$7,620	\$90,181	11,559	90,685	5,927
Total	5	-	\$256,441	\$7,620	\$90,181	11,559	90,685	5,927

Performance Measures

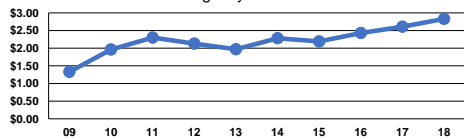
Service Efficiency

Mode	Operating Expenses per Vehicle Revenue Mile	Operating Expenses per Vehicle Revenue Hour
Demand Response	\$2.83	\$43.27
Total	\$2.83	\$43.27

Service Effectiveness

Mode	Operating Expenses per Unlinked Passenger Trip	Unlinked Trips per Vehicle Revenue Mile	Unlinked Trips per Vehicle Revenue Hour
Demand Response	\$22.19	0.1	2.0
Total	\$22.19	0.1	2.0

Operating Expense per Vehicle Revenue Mile: Agency Total



Unlinked Passenger Trips per Vehicle Revenue Mile: Agency Total

