

# Taylor County Transit

2018 Annual Agency Profile

<http://taylorcountygga.com/>

7 Ivy Street  
P.O. Box 278  
Butler, GA 31006-0278

## General Information

### Service Consumption

8,482 Annual Unlinked Trips (UPT)

### Service Supplied

143,047 Annual Vehicle Revenue Miles (VRM)  
5,515 Annual Vehicle Revenue Hours (VRH)

### Summary of Operating Expenses (OE)

\$219,842 Total Operating Expenses

### Database Information

NTDID: 4R03-41077

Reporter Type: Rural General Public Transit

## Financial Information

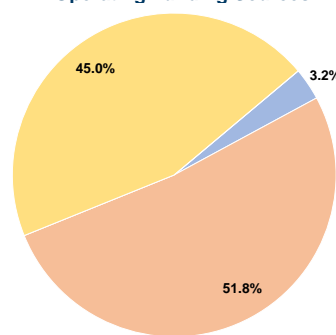
### Sources of Operating Funds Expended

Fare Revenues	\$7,086	3.2%
Local Funds	\$113,827	51.8%
State Funds	\$0	0.0%
Federal Assistance	\$98,929	45.0%
Other Funds	\$0	0.0%
<b>Total Operating Funds Expended</b>	<b>\$219,842</b>	<b>100.0%</b>

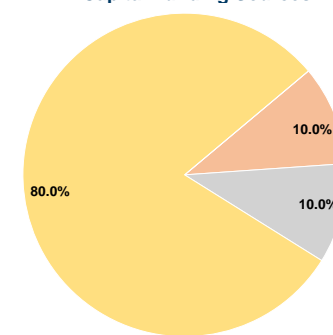
### Sources of Capital Funds Expended

Fare Revenues	\$0	0.0%
Local Funds	\$9,047	10.0%
State Funds	\$9,047	10.0%
Federal Assistance	\$72,377	80.0%
Other Funds	\$0	0.0%
<b>Total Capital Funds Expended</b>	<b>\$90,471</b>	<b>100.0%</b>

### Operating Funding Sources



### Capital Funding Sources



## Modal Characteristics

### Operation Characteristics

#### Vehicles Operated at Maximum Service

Mode	Directly Operated	Purchased Transportation	Operating Expenses	Fare Revenues	Uses of Capital Funds	Annual Unlinked Trips	Annual Vehicle Revenue Miles	Annual Vehicle Revenue Hours
Demand Response	4	-	\$219,842	\$7,086	\$90,471	8,482	143,047	5,515
<b>Total</b>	<b>4</b>	<b>-</b>	<b>\$219,842</b>	<b>\$7,086</b>	<b>\$90,471</b>	<b>8,482</b>	<b>143,047</b>	<b>5,515</b>

### Performance Measures

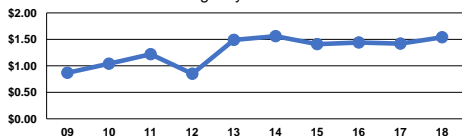
#### Service Efficiency

Mode	Operating Expenses per Vehicle Revenue Mile	Operating Expenses per Vehicle Revenue Hour
Demand Response	\$1.54	\$39.86
<b>Total</b>	<b>\$1.54</b>	<b>\$39.86</b>

#### Service Effectiveness

Mode	Operating Expenses per Unlinked Passenger Trip	Unlinked Trips per Vehicle Revenue Mile	Unlinked Trips per Vehicle Revenue Hour
Demand Response	\$25.92	0.1	1.5
<b>Total</b>	<b>\$25.92</b>	<b>0.1</b>	<b>1.5</b>

Operating Expense per Vehicle Revenue Mile: Agency Total



Unlinked Passenger Trips per Vehicle Revenue Mile: Agency Total

