

# Morgan County Transit

## 2018 Annual Agency Profile

### General Information

#### Service Consumption

23,243 Annual Unlinked Trips (UPT)

#### Service Supplied

135,518 Annual Vehicle Revenue Miles (VRM)  
 9,835 Annual Vehicle Revenue Hours (VRH)

#### Summary of Operating Expenses (OE)

\$322,390 Total Operating Expenses

#### Database Information

NTDID: 4R03-41078

Reporter Type: Rural General Public Transit

### Financial Information

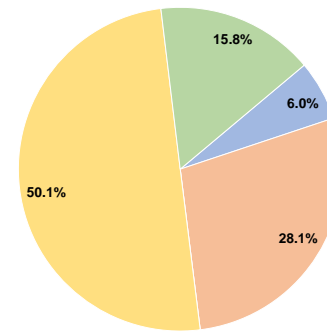
#### Sources of Operating Funds Expended

Fare Revenues	\$19,321	6.0%
Local Funds	\$90,735	28.1%
State Funds	\$0	0.0%
Federal Assistance	\$161,389	50.1%
Other Funds	\$50,945	15.8%
<b>Total Operating Funds Expended</b>	<b>\$322,390</b>	<b>100.0%</b>

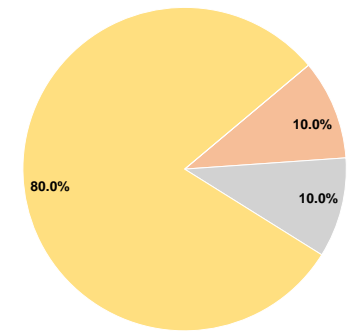
#### Sources of Capital Funds Expended

Fare Revenues	\$0	0.0%
Local Funds	\$5,043	10.0%
State Funds	\$5,043	10.0%
Federal Assistance	\$40,343	80.0%
Other Funds	\$0	0.0%
<b>Total Capital Funds Expended</b>	<b>\$50,429</b>	<b>100.0%</b>

#### Operating Funding Sources



#### Capital Funding Sources



### Modal Characteristics

#### Operation Characteristics

#### Vehicles Operated at Maximum Service

Mode	Directly Operated	Purchased Transportation	Operating Expenses	Fare Revenues	Uses of Capital Funds	Annual Unlinked Trips	Annual Vehicle Revenue Miles	Annual Vehicle Revenue Hours
Demand Response	6	-	\$322,390	\$19,321	\$50,429	23,243	135,518	9,835
<b>Total</b>	<b>6</b>	<b>-</b>	<b>\$322,390</b>	<b>\$19,321</b>	<b>\$50,429</b>	<b>23,243</b>	<b>135,518</b>	<b>9,835</b>

#### Performance Measures

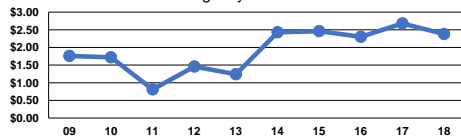
#### Service Efficiency

Mode	Operating Expenses per Vehicle Revenue Mile	Operating Expenses per Vehicle Revenue Hour
Demand Response	\$2.38	\$32.78
<b>Total</b>	<b>\$2.38</b>	<b>\$32.78</b>

#### Service Effectiveness

Mode	Operating Expenses per Unlinked Passenger Trip	Unlinked Trips per Vehicle Revenue Mile	Unlinked Trips per Vehicle Revenue Hour
Demand Response	\$13.87	0.2	2.4
<b>Total</b>	<b>\$13.87</b>	<b>0.2</b>	<b>2.4</b>

Operating Expense per Vehicle Revenue Mile: Agency Total



Unlinked Passenger Trips per Vehicle Revenue Mile: Agency Total

