

Haralson County Transit

2018 Annual Agency Profile

<http://haralsoncountyga.gov/>

155 Van Wert Street
P.O. Box 489
Buchanan, GA 30113-0489

General Information

Service Consumption

6,147 Annual Unlinked Trips (UPT)

Service Supplied

94,481 Annual Vehicle Revenue Miles (VRM)
5,422 Annual Vehicle Revenue Hours (VRH)

Summary of Operating Expenses (OE)

\$189,369 Total Operating Expenses

Database Information

NTDID: 4R03-41085

Reporter Type: Rural General Public Transit

Financial Information

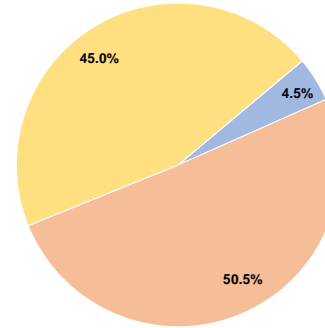
Sources of Operating Funds Expended

Fare Revenues	\$8,469	4.5%
Local Funds	\$95,684	50.5%
State Funds	\$0	0.0%
Federal Assistance	\$85,216	45.0%
Other Funds	\$0	0.0%
Total Operating Funds Expended	\$189,369	100.0%

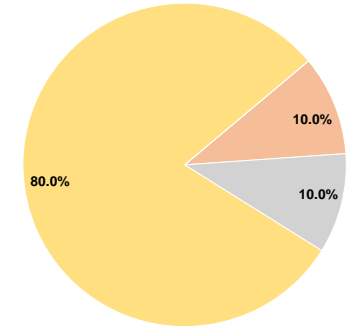
Sources of Capital Funds Expended

Fare Revenues	\$0	0.0%
Local Funds	\$4,547	10.0%
State Funds	\$4,547	10.0%
Federal Assistance	\$36,375	80.0%
Other Funds	\$0	0.0%
Total Capital Funds Expended	\$45,469	100.0%

Operating Funding Sources



Capital Funding Sources



Modal Characteristics

Operation Characteristics

Vehicles Operated at Maximum Service

Mode	Directly Operated	Purchased Transportation	Operating Expenses	Fare Revenues	Uses of Capital Funds	Annual Unlinked Trips	Annual Vehicle Revenue Miles	Annual Vehicle Revenue Hours
Demand Response	5	-	\$189,369	\$8,469	\$45,469	6,147	94,481	5,422
Total	5	-	\$189,369	\$8,469	\$45,469	6,147	94,481	5,422

Performance Measures

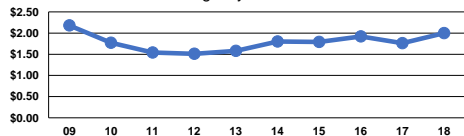
Service Efficiency

Mode	Operating Expenses per Vehicle Revenue Mile	Operating Expenses per Vehicle Revenue Hour
Demand Response	\$2.00	\$34.93
Total	\$2.00	\$34.93

Service Effectiveness

Mode	Operating Expenses per Unlinked Passenger Trip	Unlinked Trips per Vehicle Revenue Mile	Unlinked Trips per Vehicle Revenue Hour
Demand Response	\$30.81	0.1	1.1
Total	\$30.81	0.1	1.1

Operating Expense per Vehicle Revenue Mile: Agency Total



Unlinked Passenger Trips per Vehicle Revenue Mile: Agency Total

