

# Lower Chattahoochee Regional Transit Authority

## 2018 Annual Agency Profile

### General Information

#### Service Consumption

31,861 Annual Unlinked Trips (UPT)

#### Service Supplied

831,025 Annual Vehicle Revenue Miles (VRM)  
 34,859 Annual Vehicle Revenue Hours (VRH)

#### Summary of Operating Expenses (OE)

\$1,058,373 Total Operating Expenses

#### Database Information

NTDID: 4R03-41108  
 Reporter Type: Rural General Public Transit

### Financial Information

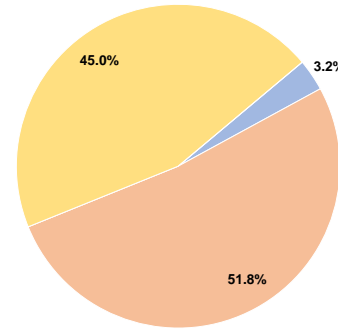
#### Sources of Operating Funds Expended

Fare Revenues	\$33,601	3.2%
Local Funds	\$548,504	51.8%
State Funds	\$0	0.0%
Federal Assistance	\$476,268	45.0%
Other Funds	\$0	0.0%
<b>Total Operating Funds Expended</b>	<b>\$1,058,373</b>	<b>100.0%</b>

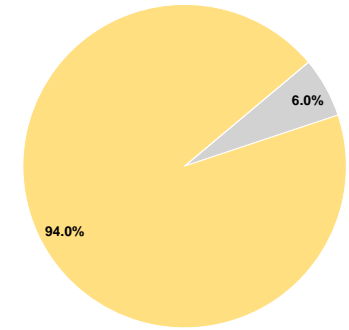
#### Sources of Capital Funds Expended

Fare Revenues	\$0	0.0%
Local Funds	\$0	0.0%
State Funds	\$6,692	6.0%
Federal Assistance	\$104,932	94.0%
Other Funds	\$0	0.0%
<b>Total Capital Funds Expended</b>	<b>\$111,624</b>	<b>100.0%</b>

#### Operating Funding Sources



#### Capital Funding Sources



### Modal Characteristics

#### Operation Characteristics

#### Vehicles Operated at Maximum Service

Mode	Directly Operated	Purchased Transportation	Operating Expenses	Fare Revenues	Uses of Capital Funds	Annual Unlinked Trips	Annual Vehicle Revenue Miles	Annual Vehicle Revenue Hours
Demand Response	13	-	\$1,058,373	\$33,601	\$111,624	31,861	831,025	34,859
<b>Total</b>	<b>13</b>	<b>-</b>	<b>\$1,058,373</b>	<b>\$33,601</b>	<b>\$111,624</b>	<b>31,861</b>	<b>831,025</b>	<b>34,859</b>

#### Performance Measures

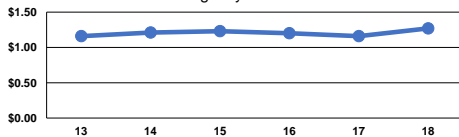
#### Service Efficiency

Mode	Operating Expenses per Vehicle Revenue Mile	Operating Expenses per Vehicle Revenue Hour
Demand Response	\$1.27	\$30.36
<b>Total</b>	<b>\$1.27</b>	<b>\$30.36</b>

#### Service Effectiveness

Mode	Operating Expenses per Unlinked Passenger Trip	Unlinked Trips per Vehicle Revenue Mile	Unlinked Trips per Vehicle Revenue Hour
Demand Response	\$33.22	0.0	0.9
<b>Total</b>	<b>\$33.22</b>	<b>0.0</b>	<b>0.9</b>

Operating Expense per Vehicle Revenue Mile: Agency Total



Unlinked Passenger Trips per Vehicle Revenue Mile: Agency Total

