

Rural Transit Enterprises Coordinated, Inc.

2018 Annual Agency Profile

General Information

Service Consumption

630,313 Annual Unlinked Trips (UPT)

Service Supplied

7,473,947 Annual Vehicle Revenue Miles (VRM)
 327,860 Annual Vehicle Revenue Hours (VRH)

Summary of Operating Expenses (OE)

\$11,763,483 Total Operating Expenses

Database Information

NTDID: 4R04-40941
 Reporter Type: Rural General Public Transit

Financial Information

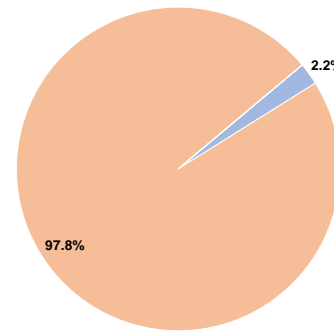
Sources of Operating Funds Expended

Fare Revenues	\$260,102	2.2%
Local Funds	\$11,503,381	97.8%
State Funds	\$0	0.0%
Federal Assistance	\$0	0.0%
Other Funds	\$0	0.0%
Total Operating Funds Expended	\$11,763,483	100.0%

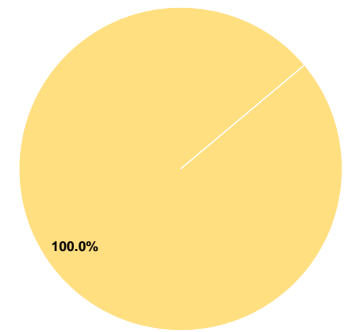
Sources of Capital Funds Expended

Fare Revenues	\$0	0.0%
Local Funds	\$0	0.0%
State Funds	\$0	0.0%
Federal Assistance	\$4,460,712	100.0%
Other Funds	\$0	0.0%
Total Capital Funds Expended	\$4,460,712	100.0%

Operating Funding Sources



Capital Funding Sources



Modal Characteristics

Operation Characteristics

Vehicles Operated at Maximum Service

Mode	Directly Operated	Purchased Transportation	Operating Expenses	Fare Revenues	Uses of Capital Funds	Annual Unlinked Trips	Annual Vehicle Revenue Miles	Annual Vehicle Revenue Hours
Demand Response	183	-	\$11,763,483	\$260,102	\$4,460,712	630,313	7,473,947	327,860
Total	183	-	\$11,763,483	\$260,102	\$4,460,712	630,313	7,473,947	327,860

Performance Measures

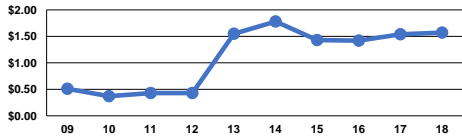
Service Efficiency

Mode	Operating Expenses per Vehicle Revenue Mile	Operating Expenses per Vehicle Revenue Hour
Demand Response	\$1.57	\$35.88
Total	\$1.57	\$35.88

Service Effectiveness

Mode	Operating Expenses per Unlinked Passenger Trip	Unlinked Trips per Vehicle Revenue Mile	Unlinked Trips per Vehicle Revenue Hour
Demand Response	\$18.66	0.1	1.9
Total	\$18.66	0.1	1.9

Operating Expense per Vehicle Revenue Mile: Agency Total



Unlinked Passenger Trips per Vehicle Revenue Mile: Agency Total

