

# Bluegrass Community Action Agency

2018 Annual Agency Profile

## General Information

### Service Consumption

239,875 Annual Unlinked Trips (UPT)

### Service Supplied

2,309,496 Annual Vehicle Revenue Miles (VRM)  
160,016 Annual Vehicle Revenue Hours (VRH)

### Summary of Operating Expenses (OE)

\$5,474,407 Total Operating Expenses

### Database Information

NTDID: 4R04-40948

Reporter Type: Rural General Public Transit

## Financial Information

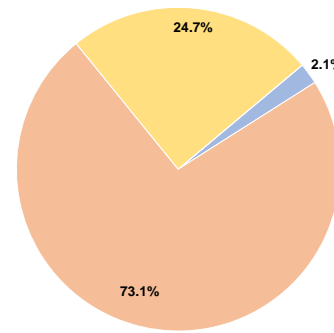
### Sources of Operating Funds Expended

Fare Revenues	\$115,617	2.1%
Local Funds	\$4,004,341	73.1%
State Funds	\$0	0.0%
Federal Assistance	\$1,354,449	24.7%
Other Funds	\$0	0.0%
<b>Total Operating Funds Expended</b>	<b>\$5,474,407</b>	<b>100.0%</b>

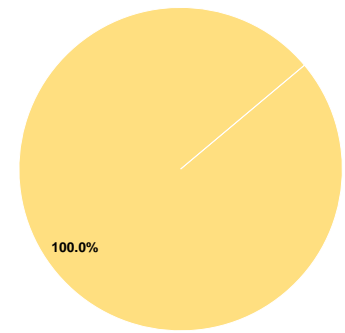
### Sources of Capital Funds Expended

Fare Revenues	\$0	0.0%
Local Funds	\$0	0.0%
State Funds	\$0	0.0%
Federal Assistance	\$1,305,098	100.0%
Other Funds	\$0	0.0%
<b>Total Capital Funds Expended</b>	<b>\$1,305,098</b>	<b>100.0%</b>

### Operating Funding Sources



### Capital Funding Sources



## Modal Characteristics

### Operation Characteristics

#### Vehicles Operated at Maximum Service

Mode	Directly Operated	Purchased Transportation	Operating Expenses	Fare Revenues	Uses of Capital Funds	Annual Unlinked Trips	Annual Vehicle Revenue Miles	Annual Vehicle Revenue Hours
Demand Response	72	-	\$5,195,982	\$104,135	\$1,305,098	233,327	2,234,020	151,786
Bus	6	-	\$278,425	\$11,482	\$0	6,548	75,476	8,230
<b>Total</b>	<b>78</b>	<b>-</b>	<b>\$5,474,407</b>	<b>\$115,617</b>	<b>\$1,305,098</b>	<b>239,875</b>	<b>2,309,496</b>	<b>160,016</b>

### Performance Measures

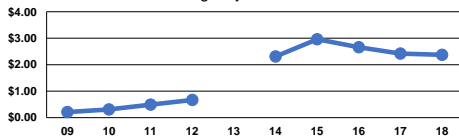
#### Service Efficiency

Mode	Operating Expenses per Vehicle Revenue Mile	Operating Expenses per Vehicle Revenue Hour
Demand Response	\$2.33	\$34.23
Bus	\$3.69	\$33.83
<b>Total</b>	<b>\$2.37</b>	<b>\$34.21</b>

#### Service Effectiveness

Mode	Operating Expenses per Unlinked Passenger Trip	Unlinked Trips per Vehicle Revenue Mile	Unlinked Trips per Vehicle Revenue Hour
Demand Response	\$22.27	0.1	1.5
Bus	\$42.52	0.1	0.8
<b>Total</b>	<b>\$22.82</b>	<b>0.1</b>	<b>1.5</b>

Operating Expense per Vehicle Revenue Mile: Agency Total



Unlinked Passenger Trips per Vehicle Revenue Mile: Agency Total

