

# Central Kentucky Community Action Council

2018 Annual Agency Profile

## General Information

### Service Consumption

78,676 Annual Unlinked Trips (UPT)

### Service Supplied

1,747,525 Annual Vehicle Revenue Miles (VRM)  
 78,857 Annual Vehicle Revenue Hours (VRH)

### Summary of Operating Expenses (OE)

\$2,808,505 Total Operating Expenses

### Database Information

NTDID: 4R04-41165  
 Reporter Type: Rural General Public Transit

## Financial Information

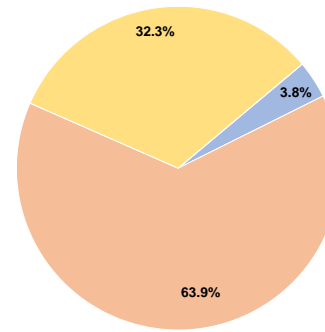
### Sources of Operating Funds Expended

Fare Revenues	\$105,477	3.8%
Local Funds	\$1,795,731	63.9%
State Funds	\$0	0.0%
Federal Assistance	\$907,297	32.3%
Other Funds	\$0	0.0%
<b>Total Operating Funds Expended</b>	<b>\$2,808,505</b>	<b>100.0%</b>

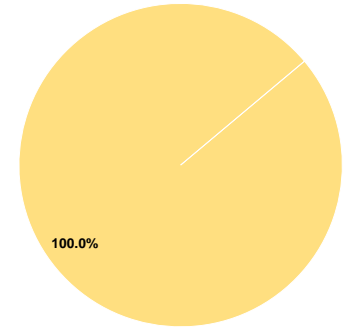
### Sources of Capital Funds Expended

Fare Revenues	\$0	0.0%
Local Funds	\$0	0.0%
State Funds	\$0	0.0%
Federal Assistance	\$495,608	100.0%
Other Funds	\$0	0.0%
<b>Total Capital Funds Expended</b>	<b>\$495,608</b>	<b>100.0%</b>

### Operating Funding Sources



### Capital Funding Sources



## Modal Characteristics

### Operation Characteristics

#### Vehicles Operated at Maximum Service

Mode	Directly Operated	Purchased Transportation	Operating Expenses	Fare Revenues	Uses of Capital Funds	Annual Unlinked Trips	Annual Vehicle Revenue Miles	Annual Vehicle Revenue Hours
Demand Response	60	-	\$2,808,505	\$105,477	\$495,608	78,676	1,747,525	78,857
<b>Total</b>	<b>60</b>	<b>-</b>	<b>\$2,808,505</b>	<b>\$105,477</b>	<b>\$495,608</b>	<b>78,676</b>	<b>1,747,525</b>	<b>78,857</b>

### Performance Measures

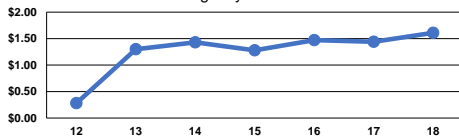
#### Service Efficiency

Mode	Operating Expenses per Vehicle Revenue Mile	Operating Expenses per Vehicle Revenue Hour
Demand Response	\$1.61	\$35.62
<b>Total</b>	<b>\$1.61</b>	<b>\$35.62</b>

#### Service Effectiveness

Mode	Operating Expenses per Unlinked Passenger Trip	Unlinked Trips per Vehicle Revenue Mile	Unlinked Trips per Vehicle Revenue Hour
Demand Response	\$35.70	0.0	1.0
<b>Total</b>	<b>\$35.70</b>	<b>0.0</b>	<b>1.0</b>

Operating Expense per Vehicle Revenue Mile: Agency Total



Unlinked Passenger Trips per Vehicle Revenue Mile: Agency Total

