

# United Community Action Committee, Inc.

2018 Annual Agency Profile

## General Information

### Service Consumption

77,084 Annual Unlinked Trips (UPT)

### Service Supplied

306,973 Annual Vehicle Revenue Miles (VRM)  
 16,410 Annual Vehicle Revenue Hours (VRH)

### Summary of Operating Expenses (OE)

\$501,179 Total Operating Expenses

### Database Information

NTDID: 4R05-40916  
 Reporter Type: Rural General Public Transit

## Financial Information

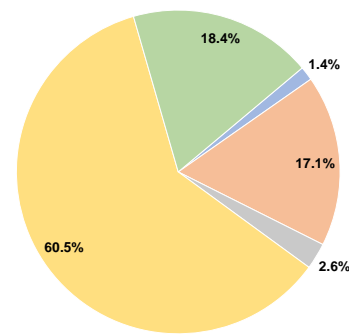
### Sources of Operating Funds Expended

Fare Revenues	\$7,000	1.4%
Local Funds	\$85,778	17.1%
State Funds	\$13,195	2.6%
Federal Assistance	\$303,231	60.5%
Other Funds	\$91,975	18.4%
<b>Total Operating Funds Expended</b>	<b>\$501,179</b>	<b>100.0%</b>

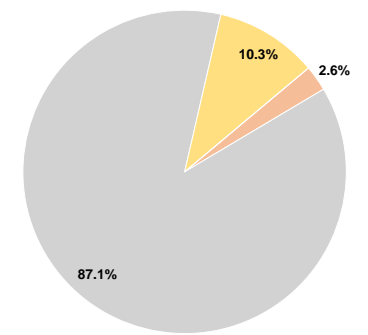
### Sources of Capital Funds Expended

Fare Revenues	\$0	0.0%
Local Funds	\$921	2.6%
State Funds	\$31,215	87.1%
Federal Assistance	\$3,685	10.3%
Other Funds	\$0	0.0%
<b>Total Capital Funds Expended</b>	<b>\$35,821</b>	<b>100.0%</b>

### Operating Funding Sources



### Capital Funding Sources



## Modal Characteristics

### Operation Characteristics

#### Vehicles Operated at Maximum Service

Mode	Directly Operated	Purchased Transportation	Operating Expenses	Fare Revenues	Uses of Capital Funds	Annual Unlinked Trips	Annual Vehicle Revenue Miles	Annual Vehicle Revenue Hours
Demand Response	14	-	\$501,179	\$7,000	\$35,821	77,084	306,973	16,410
<b>Total</b>	<b>14</b>	<b>-</b>	<b>\$501,179</b>	<b>\$7,000</b>	<b>\$35,821</b>	<b>77,084</b>	<b>306,973</b>	<b>16,410</b>

### Performance Measures

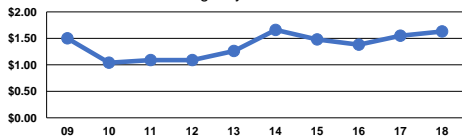
#### Service Efficiency

Mode	Operating Expenses per Vehicle Revenue Mile	Operating Expenses per Vehicle Revenue Hour
Demand Response	\$1.63	\$30.54
<b>Total</b>	<b>\$1.63</b>	<b>\$30.54</b>

#### Service Effectiveness

Mode	Operating Expenses per Unlinked Passenger Trip	Unlinked Trips per Vehicle Revenue Mile	Unlinked Trips per Vehicle Revenue Hour
Demand Response	\$6.50	0.3	4.7
<b>Total</b>	<b>\$6.50</b>	<b>0.3</b>	<b>4.7</b>

Operating Expense per Vehicle Revenue Mile: Agency Total



Unlinked Passenger Trips per Vehicle Revenue Mile: Agency Total

