

Madison County Citizens Services Agency

2018 Annual Agency Profile

General Information

Service Consumption

65,214 Annual Unlinked Trips (UPT)

Service Supplied

169,726 Annual Vehicle Revenue Miles (VRM)

10,164 Annual Vehicle Revenue Hours (VRH)

Summary of Operating Expenses (OE)

\$656,708 Total Operating Expenses

Database Information

NTDID: 4R05-40969

Reporter Type: Rural General Public Transit

Financial Information

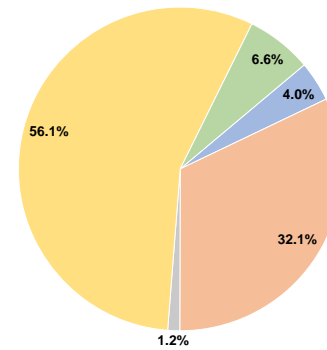
Sources of Operating Funds Expended

Fare Revenues	\$26,328	4.0%
Local Funds	\$211,121	32.1%
State Funds	\$7,841	1.2%
Federal Assistance	\$368,180	56.1%
Other Funds	\$43,238	6.6%
Total Operating Funds Expended	\$656,708	100.0%

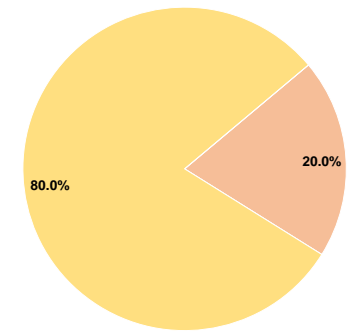
Sources of Capital Funds Expended

Fare Revenues	\$0	0.0%
Local Funds	\$1,120	20.0%
State Funds	\$0	0.0%
Federal Assistance	\$4,482	80.0%
Other Funds	\$0	0.0%
Total Capital Funds Expended	\$5,602	100.0%

Operating Funding Sources



Capital Funding Sources



Modal Characteristics

Operation Characteristics

Vehicles Operated at Maximum Service

Mode	Directly Operated	Purchased Transportation	Operating Expenses	Fare Revenues	Uses of Capital Funds	Annual Unlinked Trips	Annual Vehicle Revenue Miles	Annual Vehicle Revenue Hours
Demand Response	11	-	\$656,708	\$26,328	\$5,602	65,214	169,726	10,164
Total	11	-	\$656,708	\$26,328	\$5,602	65,214	169,726	10,164

Performance Measures

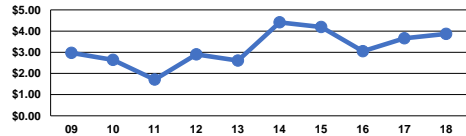
Service Efficiency

Mode	Operating Expenses per Vehicle Revenue Mile	Operating Expenses per Vehicle Revenue Hour
Demand Response	\$3.87	\$64.61
Total	\$3.87	\$64.61

Service Effectiveness

Mode	Operating Expenses per Unlinked Passenger Trip	Unlinked Trips per Vehicle Revenue Mile	Unlinked Trips per Vehicle Revenue Hour
Demand Response	\$10.07	0.4	6.4
Total	\$10.07	0.4	6.4

Operating Expense per Vehicle Revenue Mile: Agency Total



Unlinked Passenger Trips per Vehicle Revenue Mile: Agency Total

