

Northeast Mississippi Community Services

2018 Annual Agency Profile

General Information

Service Consumption

111,390 Annual Unlinked Trips (UPT)

Service Supplied

654,282 Annual Vehicle Revenue Miles (VRM)
45,802 Annual Vehicle Revenue Hours (VRH)

Summary of Operating Expenses (OE)

\$976,805 Total Operating Expenses

Database Information

NTDID: 4R05-41039

Reporter Type: Rural General Public Transit

Financial Information

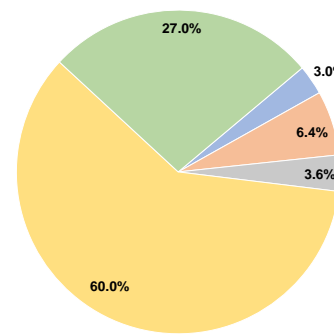
Sources of Operating Funds Expended

Fare Revenues	\$29,095	3.0%
Local Funds	\$62,952	6.4%
State Funds	\$35,315	3.6%
Federal Assistance	\$585,636	60.0%
Other Funds	\$263,807	27.0%
Total Operating Funds Expended	\$976,805	100.0%

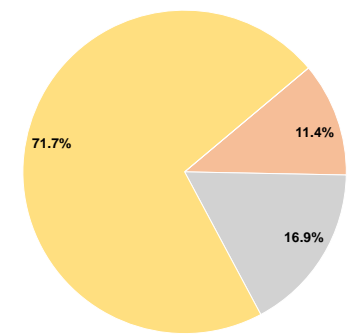
Sources of Capital Funds Expended

Fare Revenues	\$0	0.0%
Local Funds	\$15,567	11.4%
State Funds	\$23,013	16.9%
Federal Assistance	\$97,727	71.7%
Other Funds	\$0	0.0%
Total Capital Funds Expended	\$136,307	100.0%

Operating Funding Sources



Capital Funding Sources



Modal Characteristics

Operation Characteristics

Vehicles Operated at Maximum Service

Mode	Directly Operated	Purchased Transportation	Operating Expenses	Fare Revenues	Uses of Capital Funds	Annual Unlinked Trips	Annual Vehicle Revenue Miles	Annual Vehicle Revenue Hours
Demand Response	36	-	\$976,805	\$29,095	\$136,307	111,390	654,282	45,802
Total	36	-	\$976,805	\$29,095	\$136,307	111,390	654,282	45,802

Performance Measures

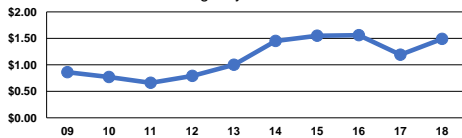
Service Efficiency

Mode	Operating Expenses per Vehicle Revenue Mile	Operating Expenses per Vehicle Revenue Hour
Demand Response	\$1.49	\$21.33
Total	\$1.49	\$21.33

Service Effectiveness

Mode	Operating Expenses per Unlinked Passenger Trip	Unlinked Trips per Vehicle Revenue Mile	Unlinked Trips per Vehicle Revenue Hour
Demand Response	\$8.77	0.2	2.4
Total	\$8.77	0.2	2.4

Operating Expense per Vehicle Revenue Mile: Agency Total



Unlinked Passenger Trips per Vehicle Revenue Mile: Agency Total

