

# Five County Child Development Program, Inc.

2018 Annual Agency Profile

## General Information

### Service Consumption

41,328 Annual Unlinked Trips (UPT)

### Service Supplied

823,548 Annual Vehicle Revenue Miles (VRM)  
15,743 Annual Vehicle Revenue Hours (VRH)

### Summary of Operating Expenses (OE)

\$573,393 Total Operating Expenses

### Database Information

NTDID: 4R05-41051

Reporter Type: Rural General Public Transit

## Financial Information

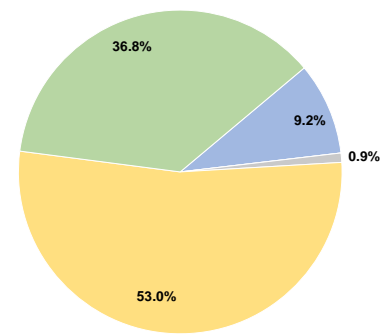
### Sources of Operating Funds Expended

Fare Revenues	\$52,996	9.2%
Local Funds	\$0	0.0%
State Funds	\$5,319	0.9%
Federal Assistance	\$303,867	53.0%
Other Funds	\$211,211	36.8%
<b>Total Operating Funds Expended</b>	<b>\$573,393</b>	<b>100.0%</b>

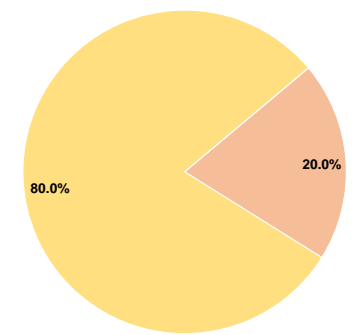
### Sources of Capital Funds Expended

Fare Revenues	\$0	0.0%
Local Funds	\$1,995	20.0%
State Funds	\$0	0.0%
Federal Assistance	\$7,981	80.0%
Other Funds	\$0	0.0%
<b>Total Capital Funds Expended</b>	<b>\$9,976</b>	<b>100.0%</b>

### Operating Funding Sources



### Capital Funding Sources



## Modal Characteristics

### Operation Characteristics

#### Vehicles Operated at Maximum Service

Mode	Directly Operated	Purchased Transportation	Operating Expenses	Fare Revenues	Uses of Capital Funds	Annual Unlinked Trips	Annual Vehicle Revenue Miles	Annual Vehicle Revenue Hours
Demand Response	11	-	\$573,393	\$52,996	\$9,976	41,328	823,548	15,743
<b>Total</b>	<b>11</b>	<b>-</b>	<b>\$573,393</b>	<b>\$52,996</b>	<b>\$9,976</b>	<b>41,328</b>	<b>823,548</b>	<b>15,743</b>

### Performance Measures

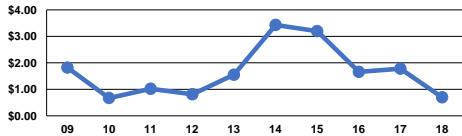
#### Service Efficiency

Mode	Operating Expenses per Vehicle Revenue Mile	Operating Expenses per Vehicle Revenue Hour
Demand Response	\$0.70	\$36.42
<b>Total</b>	<b>\$0.70</b>	<b>\$36.42</b>

#### Service Effectiveness

Mode	Operating Expenses per Unlinked Passenger Trip	Unlinked Trips per Vehicle Revenue Mile	Unlinked Trips per Vehicle Revenue Hour
Demand Response	\$13.87	0.1	2.6
<b>Total</b>	<b>\$13.87</b>	<b>0.1</b>	<b>2.6</b>

Operating Expense per Vehicle Revenue Mile: Agency Total



Unlinked Passenger Trips per Vehicle Revenue Mile: Agency Total

