

Duplin County 2018 Annual Agency Profile

General Information

Service Consumption

35,348 Annual Unlinked Trips (UPT)

Service Supplied

522,412 Annual Vehicle Revenue Miles (VRM)
 19,977 Annual Vehicle Revenue Hours (VRH)

Summary of Operating Expenses (OE)

\$600,184 Total Operating Expenses

Database Information

NTDID: 4R06-40915
 Reporter Type: Rural General Public Transit

Financial Information

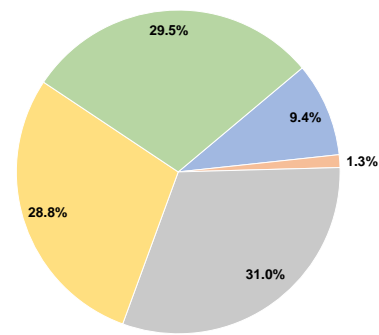
Sources of Operating Funds Expended

Fare Revenues	\$56,465	9.4%
Local Funds	\$7,631	1.3%
State Funds	\$186,102	31.0%
Federal Assistance	\$172,747	28.8%
Other Funds	\$177,239	29.5%
Total Operating Funds Expended	\$600,184	100.0%

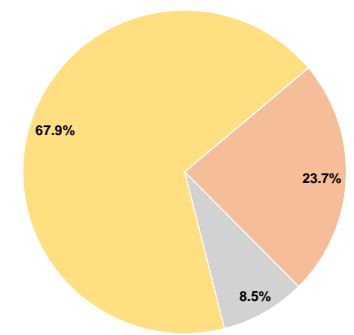
Sources of Capital Funds Expended

Fare Revenues	\$0	0.0%
Local Funds	\$49,343	23.7%
State Funds	\$17,689	8.5%
Federal Assistance	\$141,508	67.9%
Other Funds	\$0	0.0%
Total Capital Funds Expended	\$208,540	100.0%

Operating Funding Sources



Capital Funding Sources



Modal Characteristics

Operation Characteristics

Vehicles Operated at Maximum Service

Mode	Directly Operated	Purchased Transportation	Operating Expenses	Fare Revenues	Uses of Capital Funds	Annual Unlinked Trips	Annual Vehicle Revenue Miles	Annual Vehicle Revenue Hours
Demand Response	11	-	\$600,184	\$56,465	\$208,540	35,348	522,412	19,977
Total	11	-	\$600,184	\$56,465	\$208,540	35,348	522,412	19,977

Performance Measures

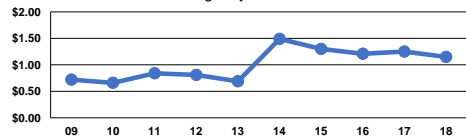
Service Efficiency

Mode	Operating Expenses per Vehicle Revenue Mile	Operating Expenses per Vehicle Revenue Hour
Demand Response	\$1.15	\$30.04
Total	\$1.15	\$30.04

Service Effectiveness

Mode	Operating Expenses per Unlinked Passenger Trip	Unlinked Trips per Vehicle Revenue Mile	Unlinked Trips per Vehicle Revenue Hour
Demand Response	\$16.98	0.1	1.8
Total	\$16.98	0.1	1.8

Operating Expense per Vehicle Revenue Mile: Agency Total



Unlinked Passenger Trips per Vehicle Revenue Mile: Agency Total

