

Randolph County Senior Adult Association Inc.

2018 Annual Agency Profile

General Information

Service Consumption

64,491 Annual Unlinked Trips (UPT)

Service Supplied

584,039 Annual Vehicle Revenue Miles (VRM)
38,115 Annual Vehicle Revenue Hours (VRH)

Summary of Operating Expenses (OE)

\$1,586,059 Total Operating Expenses

Database Information

NTDID: 4R06-40921

Reporter Type: Rural General Public Transit

Financial Information

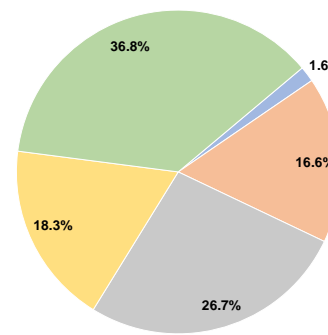
Sources of Operating Funds Expended

Fare Revenues	\$24,772	1.6%
Local Funds	\$263,546	16.6%
State Funds	\$424,002	26.7%
Federal Assistance	\$289,478	18.3%
Other Funds	\$584,261	36.8%
Total Operating Funds Expended	\$1,586,059	100.0%

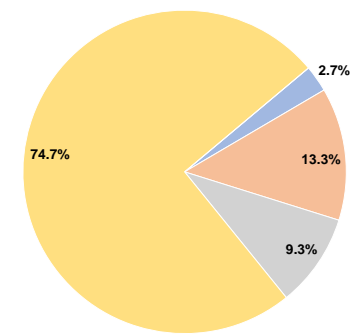
Sources of Capital Funds Expended

Fare Revenues	\$7,301	2.7%
Local Funds	\$36,428	13.3%
State Funds	\$25,621	9.3%
Federal Assistance	\$204,919	74.7%
Other Funds	\$0	0.0%
Total Capital Funds Expended	\$274,269	100.0%

Operating Funding Sources



Capital Funding Sources



Modal Characteristics

Operation Characteristics

Vehicles Operated at Maximum Service

Mode	Vehicles Operated at Maximum Service		Operating Expenses	Fare Revenues	Uses of Capital Funds	Annual Unlinked Trips	Annual Vehicle Revenue Miles	Annual Vehicle Revenue Hours
	Directly Operated	Purchased Transportation						
Demand Response	17	-	\$1,474,523	\$32,073	\$274,269	60,697	532,141	35,236
Demand Response - Taxi	-	2	\$111,536	\$0	\$0	3,794	51,898	2,879
Total	17	2	\$1,586,059	\$32,073	\$274,269	64,491	584,039	38,115

Performance Measures


Service Efficiency

Mode	Operating Expenses per Vehicle Revenue Mile	Operating Expenses per Vehicle Revenue Hour
Demand Response	\$2.77	\$41.85
Demand Response - Taxi	\$2.15	\$38.74
Total	\$2.72	\$41.61

Service Effectiveness

Mode	Operating Expenses per Unlinked Passenger Trip	Unlinked Trips per Vehicle Revenue Mile	Unlinked Trips per Vehicle Revenue Hour
Demand Response	\$24.29	0.1	1.7
Demand Response - Taxi	\$29.40	0.1	1.3
Total	\$24.59	0.1	1.7

Operating Expense per Vehicle Revenue Mile: Agency Total



Unlinked Passenger Trips per Vehicle Revenue Mile: Agency Total

