

Rockingham County Council on Aging

2018 Annual Agency Profile

General Information

Service Consumption

93,046 Annual Unlinked Trips (UPT)

Service Supplied

878,488 Annual Vehicle Revenue Miles (VRM)

56,000 Annual Vehicle Revenue Hours (VRH)

Summary of Operating Expenses (OE)

\$2,037,007 Total Operating Expenses

Database Information

NTDID: 4R06-40929

Reporter Type: Rural General Public Transit

Financial Information

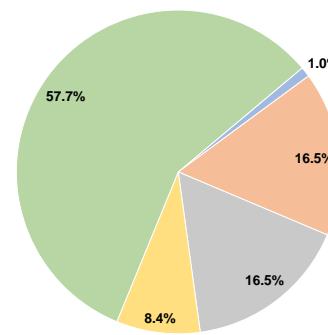
Sources of Operating Funds Expended

Fare Revenues	\$20,558	1.0%
Local Funds	\$335,324	16.5%
State Funds	\$335,341	16.5%
Federal Assistance	\$170,527	8.4%
Other Funds	\$1,175,257	57.7%
Total Operating Funds Expended	\$2,037,007	100.0%

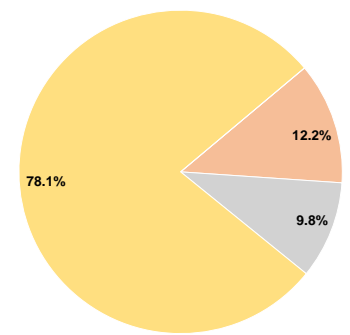
Sources of Capital Funds Expended

Fare Revenues	\$0	0.0%
Local Funds	\$37,538	12.2%
State Funds	\$30,037	9.8%
Federal Assistance	\$240,300	78.1%
Other Funds	\$0	0.0%
Total Capital Funds Expended	\$307,875	100.0%

Operating Funding Sources



Capital Funding Sources



Modal Characteristics

Operation Characteristics

Vehicles Operated at Maximum Service

Mode	Vehicles Operated at Maximum Service		Operating Expenses	Fare Revenues	Uses of Capital Funds	Annual Unlinked Trips	Annual Vehicle Revenue Miles	Annual Vehicle Revenue Hours
	Directly Operated	Purchased Transportation						
Demand Response	15	-	\$1,581,159	\$2,288	\$307,875	59,649	667,907	44,293
Bus	6	-	\$455,848	\$18,270	\$0	33,397	210,581	11,707
Total	21	-	\$2,037,007	\$20,558	\$307,875	93,046	878,488	56,000

Performance Measures

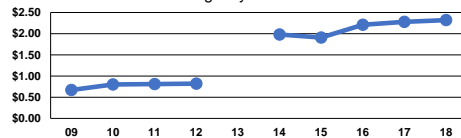
Service Efficiency

Mode	Operating Expenses per Vehicle Revenue Mile	Operating Expenses per Vehicle Revenue Hour
Demand Response	\$2.37	\$35.70
Bus	\$2.16	\$38.94
Total	\$2.32	\$36.38

Service Effectiveness

Mode	Operating Expenses per Unlinked Passenger Trip	Unlinked Trips per Vehicle Revenue Mile	Unlinked Trips per Vehicle Revenue Hour
Demand Response	\$26.51	0.1	1.3
Bus	\$13.65	0.2	2.9
Total	\$21.89	0.1	1.7

Operating Expense per Vehicle Revenue Mile: Agency Total



Unlinked Passenger Trips per Vehicle Revenue Mile: Agency Total

