

# Sampson County

## 2018 Annual Agency Profile

### General Information

#### Service Consumption

52,198 Annual Unlinked Trips (UPT)

#### Service Supplied

764,447 Annual Vehicle Revenue Miles (VRM)  
 34,260 Annual Vehicle Revenue Hours (VRH)

#### Summary of Operating Expenses (OE)

\$1,449,813 Total Operating Expenses

#### Database Information

NTDID: 4R06-40933

Reporter Type: Rural General Public Transit

### Financial Information

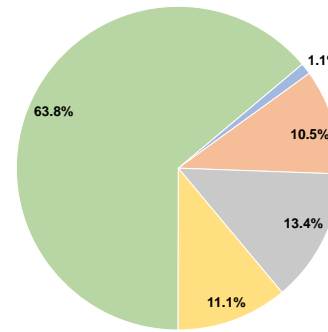
#### Sources of Operating Funds Expended

Fare Revenues	\$16,537	1.1%
Local Funds	\$152,777	10.5%
State Funds	\$193,663	13.4%
Federal Assistance	\$161,148	11.1%
Other Funds	\$925,688	63.8%
<b>Total Operating Funds Expended</b>	<b>\$1,449,813</b>	<b>100.0%</b>

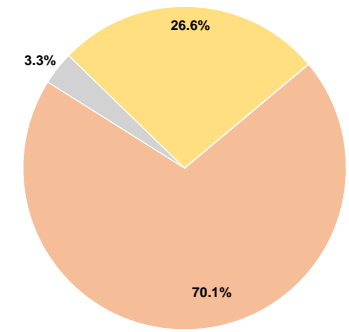
#### Sources of Capital Funds Expended

Fare Revenues	\$0	0.0%
Local Funds	\$341,516	70.1%
State Funds	\$16,222	3.3%
Federal Assistance	\$129,782	26.6%
Other Funds	\$0	0.0%
<b>Total Capital Funds Expended</b>	<b>\$487,520</b>	<b>100.0%</b>

#### Operating Funding Sources



#### Capital Funding Sources



### Modal Characteristics

#### Operation Characteristics

#### Vehicles Operated at Maximum Service

Mode	Directly Operated	Purchased Transportation	Operating Expenses	Fare Revenues	Uses of Capital Funds	Annual Unlinked Trips	Annual Vehicle Revenue Miles	Annual Vehicle Revenue Hours
Demand Response	16	-	\$1,449,813	\$16,537	\$487,520	52,198	764,447	34,260
<b>Total</b>	<b>16</b>	<b>-</b>	<b>\$1,449,813</b>	<b>\$16,537</b>	<b>\$487,520</b>	<b>52,198</b>	<b>764,447</b>	<b>34,260</b>

#### Performance Measures

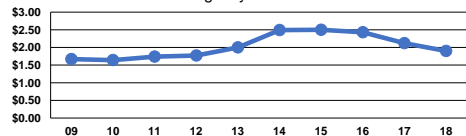
#### Service Efficiency

Mode	Operating Expenses per Vehicle Revenue Mile	Operating Expenses per Vehicle Revenue Hour
Demand Response	\$1.90	\$42.32
<b>Total</b>	<b>\$1.90</b>	<b>\$42.32</b>

#### Service Effectiveness

Mode	Operating Expenses per Unlinked Passenger Trip	Unlinked Trips per Vehicle Revenue Mile	Unlinked Trips per Vehicle Revenue Hour
Demand Response	\$27.78	0.1	1.5
<b>Total</b>	<b>\$27.78</b>	<b>0.1</b>	<b>1.5</b>

Operating Expense per Vehicle Revenue Mile: Agency Total



Unlinked Passenger Trips per Vehicle Revenue Mile: Agency Total

