

# Lincoln County

## 2018 Annual Agency Profile

### General Information

#### Service Consumption

45,746 Annual Unlinked Trips (UPT)

#### Service Supplied

579,871 Annual Vehicle Revenue Miles (VRM)  
 32,814 Annual Vehicle Revenue Hours (VRH)

#### Summary of Operating Expenses (OE)

\$1,057,639 Total Operating Expenses

#### Database Information

NTDID: 4R06-40942

Reporter Type: Rural General Public Transit

### Financial Information

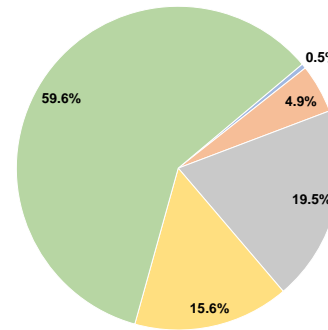
#### Sources of Operating Funds Expended

Fare Revenues	\$5,095	0.5%
Local Funds	\$51,488	4.9%
State Funds	\$206,505	19.5%
Federal Assistance	\$164,582	15.6%
Other Funds	\$629,969	59.6%
<b>Total Operating Funds Expended</b>	<b>\$1,057,639</b>	<b>100.0%</b>

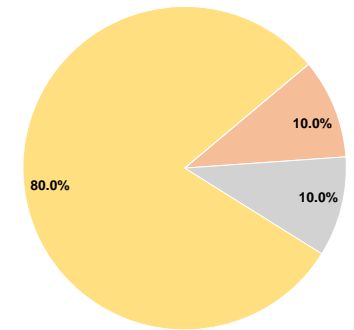
#### Sources of Capital Funds Expended

Fare Revenues	\$0	0.0%
Local Funds	\$5,606	10.0%
State Funds	\$5,604	10.0%
Federal Assistance	\$44,839	80.0%
Other Funds	\$0	0.0%
<b>Total Capital Funds Expended</b>	<b>\$56,049</b>	<b>100.0%</b>

#### Operating Funding Sources



#### Capital Funding Sources



### Modal Characteristics

#### Operation Characteristics

#### Vehicles Operated at Maximum Service

Mode	Directly Operated	Purchased Transportation	Operating Expenses	Fare Revenues	Uses of Capital Funds	Annual Unlinked Trips	Annual Vehicle Revenue Miles	Annual Vehicle Revenue Hours
Demand Response	15	-	\$972,183	\$5,095	\$56,049	40,764	554,138	30,372
Bus	2	-	\$85,456	\$0	\$0	4,982	25,733	2,442
<b>Total</b>	<b>17</b>	<b>-</b>	<b>\$1,057,639</b>	<b>\$5,095</b>	<b>\$56,049</b>	<b>45,746</b>	<b>579,871</b>	<b>32,814</b>

#### Performance Measures

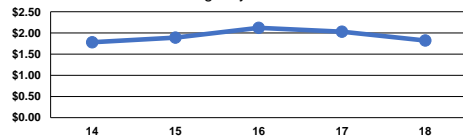
#### Service Efficiency

Mode	Operating Expenses per Vehicle Revenue Mile	Operating Expenses per Vehicle Revenue Hour
Demand Response	\$1.75	\$32.01
Bus	\$3.32	\$34.99
<b>Total</b>	<b>\$1.82</b>	<b>\$32.23</b>

#### Service Effectiveness

Mode	Operating Expenses per Unlinked Passenger Trip	Unlinked Trips per Vehicle Revenue Mile	Unlinked Trips per Vehicle Revenue Hour
Demand Response	\$23.85	0.1	1.3
Bus	\$17.15	0.2	2.0
<b>Total</b>	<b>\$23.12</b>	<b>0.1</b>	<b>1.4</b>

Operating Expense per Vehicle Revenue Mile: Agency Total



Unlinked Passenger Trips per Vehicle Revenue Mile: Agency Total

