

# Johnston Co. Council on Aging Inc.

2018 Annual Agency Profile

## General Information

### Service Consumption

93,231 Annual Unlinked Trips (UPT)

### Service Supplied

1,136,221 Annual Vehicle Revenue Miles (VRM)  
 63,487 Annual Vehicle Revenue Hours (VRH)

### Summary of Operating Expenses (OE)

\$2,489,326 Total Operating Expenses

### Database Information

NTDID: 4R06-40943  
 Reporter Type: Rural General Public Transit

## Financial Information

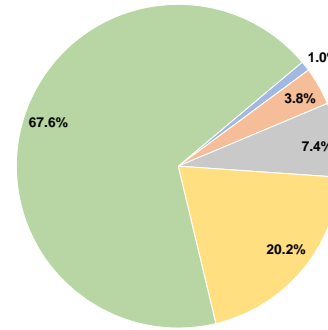
### Sources of Operating Funds Expended

Fare Revenues	\$24,635	1.0%
Local Funds	\$94,351	3.8%
State Funds	\$184,849	7.4%
Federal Assistance	\$502,158	20.2%
Other Funds	\$1,683,333	67.6%
<b>Total Operating Funds Expended</b>	<b>\$2,489,326</b>	<b>100.0%</b>

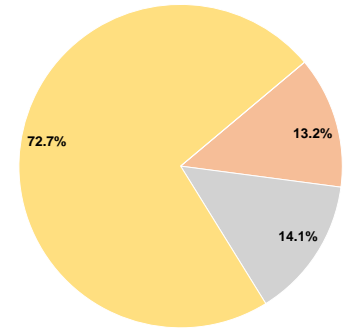
### Sources of Capital Funds Expended

Fare Revenues	\$0	0.0%
Local Funds	\$26,623	13.2%
State Funds	\$28,447	14.1%
Federal Assistance	\$146,783	72.7%
Other Funds	\$0	0.0%
<b>Total Capital Funds Expended</b>	<b>\$201,853</b>	<b>100.0%</b>

### Operating Funding Sources



### Capital Funding Sources



## Modal Characteristics

### Operation Characteristics

#### Vehicles Operated at Maximum Service

Mode	Directly Operated	Purchased Transportation	Operating Expenses	Fare Revenues	Uses of Capital Funds	Annual Unlinked Trips	Annual Vehicle Revenue Miles	Annual Vehicle Revenue Hours
Demand Response	27	-	\$2,489,326	\$24,635	\$201,853	93,231	1,136,221	63,487
<b>Total</b>	<b>27</b>	<b>-</b>	<b>\$2,489,326</b>	<b>\$24,635</b>	<b>\$201,853</b>	<b>93,231</b>	<b>1,136,221</b>	<b>63,487</b>

### Performance Measures

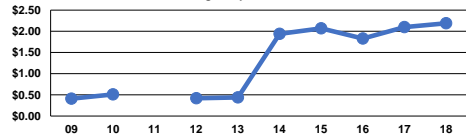
#### Service Efficiency

Mode	Operating Expenses per Vehicle Revenue Mile	Operating Expenses per Vehicle Revenue Hour
Demand Response	\$2.19	\$39.21
<b>Total</b>	<b>\$2.19</b>	<b>\$39.21</b>

#### Service Effectiveness

Mode	Operating Expenses per Unlinked Passenger Trip	Unlinked Trips per Vehicle Revenue Mile	Unlinked Trips per Vehicle Revenue Hour
Demand Response	\$26.70	0.1	1.5
<b>Total</b>	<b>\$26.70</b>	<b>0.1</b>	<b>1.5</b>

Operating Expense per Vehicle Revenue Mile: Agency Total



Unlinked Passenger Trips per Vehicle Revenue Mile: Agency Total

