

Madison County Transportation Authority

2018 Annual Agency Profile

General Information

Service Consumption

18,569 Annual Unlinked Trips (UPT)

Service Supplied

223,528 Annual Vehicle Revenue Miles (VRM)
11,560 Annual Vehicle Revenue Hours (VRH)

Summary of Operating Expenses (OE)

\$503,967 Total Operating Expenses

Database Information

NTDID: 4R06-40976

Reporter Type: Rural General Public Transit

Financial Information

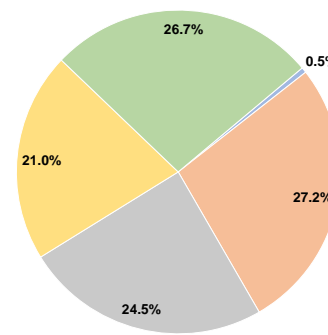
Sources of Operating Funds Expended

Fare Revenues	\$2,744	0.5%
Local Funds	\$137,220	27.2%
State Funds	\$123,569	24.5%
Federal Assistance	\$105,662	21.0%
Other Funds	\$134,772	26.7%
Total Operating Funds Expended	\$503,967	100.0%

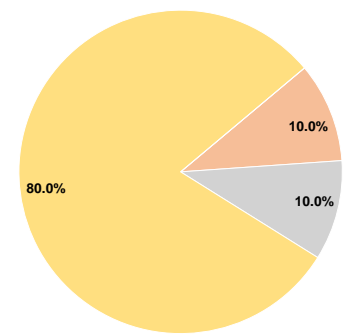
Sources of Capital Funds Expended

Fare Revenues	\$0	0.0%
Local Funds	\$4,446	10.0%
State Funds	\$4,446	10.0%
Federal Assistance	\$35,570	80.0%
Other Funds	\$0	0.0%
Total Capital Funds Expended	\$44,462	100.0%

Operating Funding Sources



Capital Funding Sources



Modal Characteristics

Operation Characteristics

Vehicles Operated at Maximum Service

Mode	Directly Operated	Purchased Transportation	Operating Expenses	Fare Revenues	Uses of Capital Funds	Annual Unlinked Trips	Annual Vehicle Revenue Miles	Annual Vehicle Revenue Hours
Demand Response	7	-	\$503,967	\$2,744	\$44,462	18,569	223,528	11,560
Total	7	-	\$503,967	\$2,744	\$44,462	18,569	223,528	11,560

Performance Measures

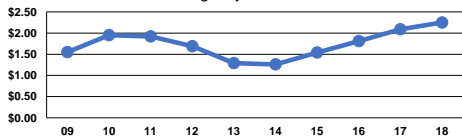
Service Efficiency

Mode	Operating Expenses per Vehicle Revenue Mile	Operating Expenses per Vehicle Revenue Hour
Demand Response	\$2.25	\$43.60
Total	\$2.25	\$43.60

Service Effectiveness

Mode	Operating Expenses per Unlinked Passenger Trip	Unlinked Trips per Vehicle Revenue Mile	Unlinked Trips per Vehicle Revenue Hour
Demand Response	\$27.14	0.1	1.6
Total	\$27.14	0.1	1.6

Operating Expense per Vehicle Revenue Mile: Agency Total



Unlinked Passenger Trips per Vehicle Revenue Mile: Agency Total

