

# Martin County

## 2018 Annual Agency Profile

### General Information

#### Service Consumption

26,603 Annual Unlinked Trips (UPT)

#### Service Supplied

247,532 Annual Vehicle Revenue Miles (VRM)

14,199 Annual Vehicle Revenue Hours (VRH)

#### Summary of Operating Expenses (OE)

\$566,524 Total Operating Expenses

#### Database Information

NTDID: 4R06-40990

Reporter Type: Rural General Public Transit

### Financial Information

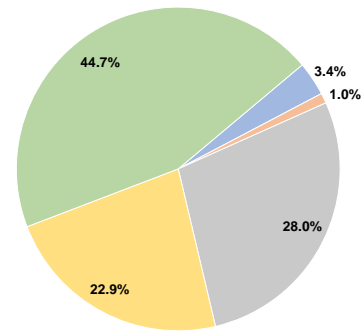
#### Sources of Operating Funds Expended

Fare Revenues	\$19,286	3.4%
Local Funds	\$5,749	1.0%
State Funds	\$158,597	28.0%
Federal Assistance	\$129,671	22.9%
Other Funds	\$253,221	44.7%
<b>Total Operating Funds Expended</b>	<b>\$566,524</b>	<b>100.0%</b>

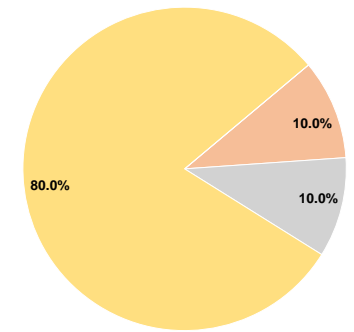
#### Sources of Capital Funds Expended

Fare Revenues	\$0	0.0%
Local Funds	\$16,580	10.0%
State Funds	\$16,574	10.0%
Federal Assistance	\$132,604	80.0%
Other Funds	\$0	0.0%
<b>Total Capital Funds Expended</b>	<b>\$165,758</b>	<b>100.0%</b>

#### Operating Funding Sources



#### Capital Funding Sources



### Modal Characteristics

#### Operation Characteristics

#### Vehicles Operated at Maximum Service

Mode	Directly Operated	Purchased Transportation	Operating Expenses	Fare Revenues	Uses of Capital Funds	Annual Unlinked Trips	Annual Vehicle Revenue Miles	Annual Vehicle Revenue Hours
Demand Response	8	-	\$566,524	\$19,286	\$165,758	26,603	247,532	14,199
<b>Total</b>	<b>8</b>	<b>-</b>	<b>\$566,524</b>	<b>\$19,286</b>	<b>\$165,758</b>	<b>26,603</b>	<b>247,532</b>	<b>14,199</b>

#### Performance Measures

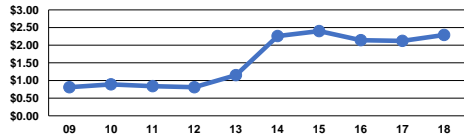
#### Service Efficiency

Mode	Operating Expenses per Vehicle Revenue Mile	Operating Expenses per Vehicle Revenue Hour
Demand Response	\$2.29	\$39.90
<b>Total</b>	<b>\$2.29</b>	<b>\$39.90</b>

#### Service Effectiveness

Mode	Operating Expenses per Unlinked Passenger Trip	Unlinked Trips per Vehicle Revenue Mile	Unlinked Trips per Vehicle Revenue Hour
Demand Response	\$21.30	0.1	1.9
<b>Total</b>	<b>\$21.30</b>	<b>0.1</b>	<b>1.9</b>

Operating Expense per Vehicle Revenue Mile: Agency Total



Unlinked Passenger Trips per Vehicle Revenue Mile: Agency Total

