

# Beaufort County Developmental Center, Inc.

2018 Annual Agency Profile

## General Information

### Service Consumption

31,386 Annual Unlinked Trips (UPT)

### Service Supplied

321,360 Annual Vehicle Revenue Miles (VRM)  
14,227 Annual Vehicle Revenue Hours (VRH)

### Summary of Operating Expenses (OE)

\$627,869 Total Operating Expenses

### Database Information

NTDID: 4R06-41034

Reporter Type: Rural General Public Transit

## Financial Information

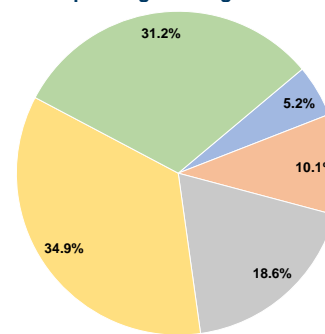
### Sources of Operating Funds Expended

Fare Revenues	\$32,609	5.2%
Local Funds	\$63,185	10.1%
State Funds	\$117,093	18.6%
Federal Assistance	\$219,382	34.9%
Other Funds	\$195,600	31.2%
<b>Total Operating Funds Expended</b>	<b>\$627,869</b>	<b>100.0%</b>

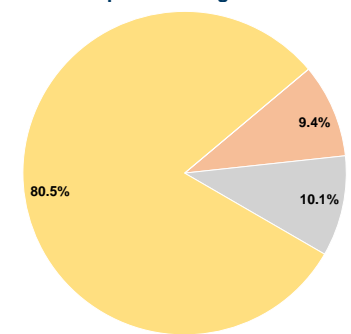
### Sources of Capital Funds Expended

Fare Revenues	\$0	0.0%
Local Funds	\$10,464	9.4%
State Funds	\$11,209	10.1%
Federal Assistance	\$89,676	80.5%
Other Funds	\$0	0.0%
<b>Total Capital Funds Expended</b>	<b>\$111,349</b>	<b>100.0%</b>

### Operating Funding Sources



### Capital Funding Sources



## Modal Characteristics

### Operation Characteristics

#### Vehicles Operated at Maximum Service

Mode	Directly Operated	Purchased Transportation	Operating Expenses	Fare Revenues	Uses of Capital Funds	Annual Unlinked Trips	Annual Vehicle Revenue Miles	Annual Vehicle Revenue Hours
Demand Response	10	-	\$627,869	\$32,609	\$111,349	31,386	321,360	14,227
<b>Total</b>	<b>10</b>	<b>-</b>	<b>\$627,869</b>	<b>\$32,609</b>	<b>\$111,349</b>	<b>31,386</b>	<b>321,360</b>	<b>14,227</b>

### Performance Measures

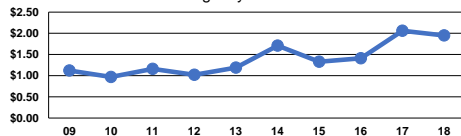
#### Service Efficiency

Mode	Operating Expenses per Vehicle Revenue Mile	Operating Expenses per Vehicle Revenue Hour
Demand Response	\$1.95	\$44.13
<b>Total</b>	<b>\$1.95</b>	<b>\$44.13</b>

#### Service Effectiveness

Mode	Operating Expenses per Unlinked Passenger Trip	Unlinked Trips per Vehicle Revenue Mile	Unlinked Trips per Vehicle Revenue Hour
Demand Response	\$20.00	0.1	2.2
<b>Total</b>	<b>\$20.00</b>	<b>0.1</b>	<b>2.2</b>

Operating Expense per Vehicle Revenue Mile:  
Agency Total



Unlinked Passenger Trips per Vehicle Revenue  
Mile: Agency Total

