

Mitchell County Transportation Authority

2018 Annual Agency Profile

General Information

Service Consumption

51,347 Annual Unlinked Trips (UPT)

Service Supplied

359,404 Annual Vehicle Revenue Miles (VRM)
17,954 Annual Vehicle Revenue Hours (VRH)

Summary of Operating Expenses (OE)

\$598,197 Total Operating Expenses

Database Information

NTDID: 4R06-41043

Reporter Type: Rural General Public Transit

Financial Information

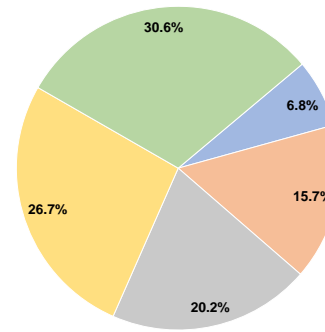
Sources of Operating Funds Expended

Fare Revenues	\$40,703	6.8%
Local Funds	\$93,813	15.7%
State Funds	\$120,945	20.2%
Federal Assistance	\$159,757	26.7%
Other Funds	\$182,979	30.6%
Total Operating Funds Expended	\$598,197	100.0%

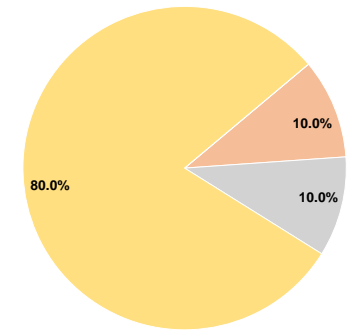
Sources of Capital Funds Expended

Fare Revenues	\$0	0.0%
Local Funds	\$10,950	10.0%
State Funds	\$10,947	10.0%
Federal Assistance	\$87,586	80.0%
Other Funds	\$0	0.0%
Total Capital Funds Expended	\$109,483	100.0%

Operating Funding Sources



Capital Funding Sources



Modal Characteristics

Operation Characteristics

Vehicles Operated at Maximum Service

Mode	Directly Operated	Purchased Transportation	Operating Expenses	Fare Revenues	Uses of Capital Funds	Annual Unlinked Trips	Annual Vehicle Revenue Miles	Annual Vehicle Revenue Hours
Demand Response	12	-	\$598,197	\$40,703	\$109,483	51,347	359,404	17,954
Total	12	-	\$598,197	\$40,703	\$109,483	51,347	359,404	17,954

Performance Measures

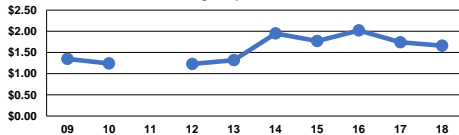
Service Efficiency

Mode	Operating Expenses per Vehicle Revenue Mile	Operating Expenses per Vehicle Revenue Hour
Demand Response	\$1.66	\$33.32
Total	\$1.66	\$33.32

Service Effectiveness

Mode	Operating Expenses per Unlinked Passenger Trip	Unlinked Trips per Vehicle Revenue Mile	Unlinked Trips per Vehicle Revenue Hour
Demand Response	\$11.65	0.1	2.9
Total	\$11.65	0.1	2.9

Operating Expense per Vehicle Revenue Mile: Agency Total



Unlinked Passenger Trips per Vehicle Revenue Mile: Agency Total

