

Kerr Area Transportation Authority

2018 Annual Agency Profile

General Information

Service Consumption

184,022 Annual Unlinked Trips (UPT)

Service Supplied

2,098,728 Annual Vehicle Revenue Miles (VRM)
 123,408 Annual Vehicle Revenue Hours (VRH)

Summary of Operating Expenses (OE)

\$3,326,263 Total Operating Expenses

Database Information

NTDID: 4R06-41048
 Reporter Type: Rural General Public Transit

Financial Information

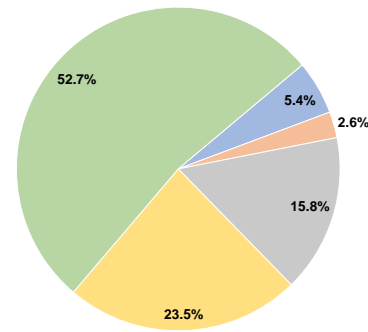
Sources of Operating Funds Expended

Fare Revenues	\$179,689	5.4%
Local Funds	\$86,631	2.6%
State Funds	\$525,369	15.8%
Federal Assistance	\$782,688	23.5%
Other Funds	\$1,751,886	52.7%
Total Operating Funds Expended	\$3,326,263	100.0%

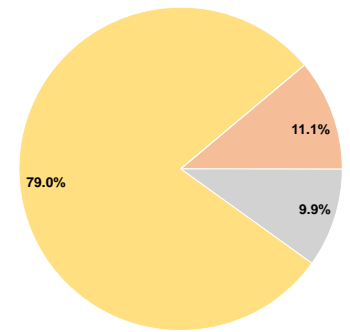
Sources of Capital Funds Expended

Fare Revenues	\$0	0.0%
Local Funds	\$207,837	11.1%
State Funds	\$184,514	9.9%
Federal Assistance	\$1,473,328	79.0%
Other Funds	\$0	0.0%
Total Capital Funds Expended	\$1,865,679	100.0%

Operating Funding Sources



Capital Funding Sources



Modal Characteristics

Operation Characteristics

Vehicles Operated at Maximum Service

Mode	Vehicles Operated at Maximum Service		Operating Expenses	Fare Revenues	Uses of Capital Funds	Annual Unlinked Trips	Annual Vehicle Revenue Miles	Annual Vehicle Revenue Hours
	Directly Operated	Purchased Transportation						
Demand Response	45	-	\$3,086,628	\$179,689	\$1,865,679	152,072	1,975,170	114,046
Bus	2	-	\$239,635	\$0	\$0	31,950	123,558	9,362
Total	47	-	\$3,326,263	\$179,689	\$1,865,679	184,022	2,098,728	123,408

Performance Measures

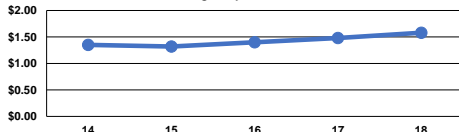
Service Efficiency

Mode	Operating Expenses per Vehicle Revenue Mile	Operating Expenses per Vehicle Revenue Hour
Demand Response	\$1.56	\$27.06
Bus	\$1.94	\$25.60
Total	\$1.58	\$26.95

Service Effectiveness

Mode	Operating Expenses per Unlinked Passenger Trip	Unlinked Trips per Vehicle Revenue Mile	Unlinked Trips per Vehicle Revenue Hour
Demand Response	\$20.30	0.1	1.3
Bus	\$7.50	0.3	3.4
Total	\$18.08	0.1	1.5

Operating Expense per Vehicle Revenue Mile: Agency Total



Unlinked Passenger Trips per Vehicle Revenue Mile: Agency Total

