

# Moore County

## 2018 Annual Agency Profile

### General Information

#### Service Consumption

33,910 Annual Unlinked Trips (UPT)

#### Service Supplied

419,081 Annual Vehicle Revenue Miles (VRM)  
20,668 Annual Vehicle Revenue Hours (VRH)

#### Summary of Operating Expenses (OE)

\$895,609 Total Operating Expenses

#### Database Information

NTDID: 4R06-41064  
Reporter Type: Rural General Public Transit

### Financial Information

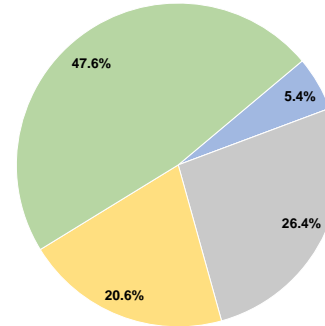
#### Sources of Operating Funds Expended

Fare Revenues	\$48,546	5.4%
Local Funds	\$0	0.0%
State Funds	\$236,220	26.4%
Federal Assistance	\$184,127	20.6%
Other Funds	\$426,716	47.6%
<b>Total Operating Funds Expended</b>	<b>\$895,609</b>	<b>100.0%</b>

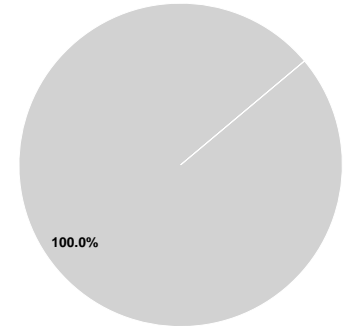
#### Sources of Capital Funds Expended

Fare Revenues	\$0	0.0%
Local Funds	\$0	0.0%
State Funds	\$12,300	100.0%
Federal Assistance	\$0	0.0%
Other Funds	\$0	0.0%
<b>Total Capital Funds Expended</b>	<b>\$12,300</b>	<b>100.0%</b>

#### Operating Funding Sources



#### Capital Funding Sources



### Modal Characteristics

#### Operation Characteristics

#### Vehicles Operated at Maximum Service

Mode	Vehicles Operated at Maximum Service		Operating Expenses	Fare Revenues	Uses of Capital Funds	Annual Unlinked Trips	Annual Vehicle Revenue Miles	Annual Vehicle Revenue Hours
	Directly Operated	Purchased Transportation						
Demand Response	8	-	\$824,630	\$42,065	\$11,439	29,102	374,233	17,908
Bus	2	-	\$70,979	\$6,481	\$861	4,808	44,848	2,760
<b>Total</b>	<b>10</b>	<b>-</b>	<b>\$895,609</b>	<b>\$48,546</b>	<b>\$12,300</b>	<b>33,910</b>	<b>419,081</b>	<b>20,668</b>

#### Performance Measures

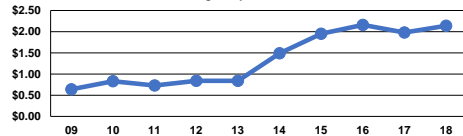
#### Service Efficiency

Mode	Operating Expenses per Vehicle Revenue Mile	Operating Expenses per Vehicle Revenue Hour
Demand Response	\$2.20	\$46.05
Bus	\$1.58	\$25.72
<b>Total</b>	<b>\$2.14</b>	<b>\$43.33</b>

#### Service Effectiveness

Mode	Operating Expenses per Unlinked Passenger Trip	Unlinked Trips per Vehicle Revenue Mile	Unlinked Trips per Vehicle Revenue Hour
Demand Response	\$28.34	0.1	1.6
Bus	\$14.76	0.1	1.7
<b>Total</b>	<b>\$26.41</b>	<b>0.1</b>	<b>1.6</b>

Operating Expense per Vehicle Revenue Mile: Agency Total



Unlinked Passenger Trips per Vehicle Revenue Mile: Agency Total

