

# Albemarle Regional Health Services

2018 Annual Agency Profile

## General Information

### Service Consumption

97,866 Annual Unlinked Trips (UPT)

### Service Supplied

833,330 Annual Vehicle Revenue Miles (VRM)  
47,452 Annual Vehicle Revenue Hours (VRH)

### Summary of Operating Expenses (OE)

\$1,851,095 Total Operating Expenses

### Database Information

NTDID: 4R06-41111

Reporter Type: Rural General Public Transit

## Financial Information

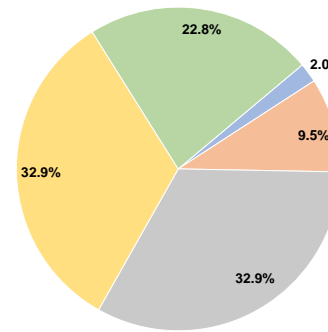
### Sources of Operating Funds Expended

Fare Revenues	\$36,152	2.0%
Local Funds	\$174,969	9.5%
State Funds	\$608,877	32.9%
Federal Assistance	\$608,859	32.9%
Other Funds	\$422,238	22.8%
<b>Total Operating Funds Expended</b>	<b>\$1,851,095</b>	<b>100.0%</b>

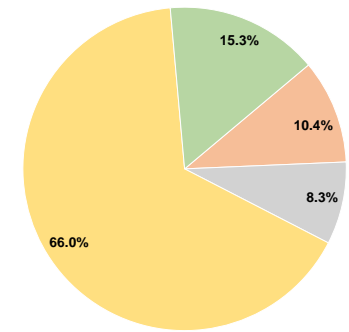
### Sources of Capital Funds Expended

Fare Revenues	\$0	0.0%
Local Funds	\$49,762	10.4%
State Funds	\$39,370	8.3%
Federal Assistance	\$314,969	66.0%
Other Funds	\$73,042	15.3%
<b>Total Capital Funds Expended</b>	<b>\$477,143</b>	<b>100.0%</b>

### Operating Funding Sources



### Capital Funding Sources



## Modal Characteristics

### Operation Characteristics

#### Vehicles Operated at Maximum Service

Mode	Directly Operated	Purchased Transportation	Operating Expenses	Fare Revenues	Uses of Capital Funds	Annual Unlinked Trips	Annual Vehicle Revenue Miles	Annual Vehicle Revenue Hours
Demand Response	20	-	\$1,851,095	\$36,152	\$477,143	97,866	833,330	47,452
<b>Total</b>	<b>20</b>	<b>-</b>	<b>\$1,851,095</b>	<b>\$36,152</b>	<b>\$477,143</b>	<b>97,866</b>	<b>833,330</b>	<b>47,452</b>

### Performance Measures

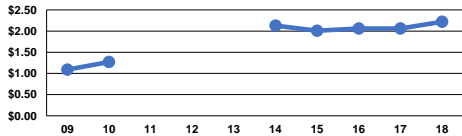
#### Service Efficiency

Mode	Operating Expenses per Vehicle Revenue Mile	Operating Expenses per Vehicle Revenue Hour
Demand Response	\$2.22	\$39.01
<b>Total</b>	<b>\$2.22</b>	<b>\$39.01</b>

#### Service Effectiveness

Mode	Operating Expenses per Unlinked Passenger Trip	Unlinked Trips per Vehicle Revenue Mile	Unlinked Trips per Vehicle Revenue Hour
Demand Response	\$18.91	0.1	2.1
<b>Total</b>	<b>\$18.91</b>	<b>0.1</b>	<b>2.1</b>

Operating Expense per Vehicle Revenue Mile: Agency Total



Unlinked Passenger Trips per Vehicle Revenue Mile: Agency Total

