

General Information

Service Consumption

63,803 Annual Unlinked Trips (UPT)

Service Supplied

858,596 Annual Vehicle Revenue Miles (VRM)
 30,254 Annual Vehicle Revenue Hours (VRH)

Summary of Operating Expenses (OE)

\$1,472,005 Total Operating Expenses

Database Information

NTDID: 4R06-41119
 Reporter Type: Rural General Public Transit

Financial Information

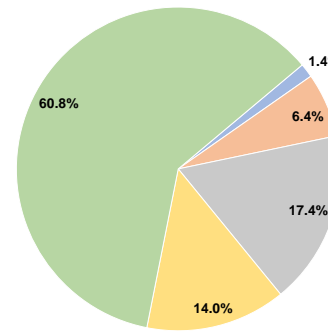
Sources of Operating Funds Expended

| | | |
|---------------------------------------|--------------------|---------------|
| Fare Revenues | \$20,603 | 1.4% |
| Local Funds | \$94,637 | 6.4% |
| State Funds | \$255,863 | 17.4% |
| Federal Assistance | \$206,287 | 14.0% |
| Other Funds | \$894,615 | 60.8% |
| Total Operating Funds Expended | \$1,472,005 | 100.0% |

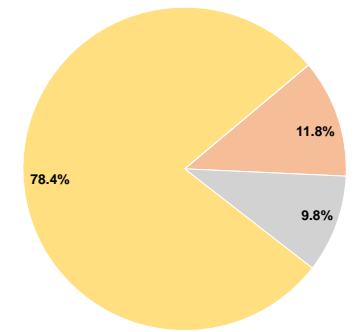
Sources of Capital Funds Expended

| | | |
|-------------------------------------|-----------------|---------------|
| Fare Revenues | \$0 | 0.0% |
| Local Funds | \$9,176 | 11.8% |
| State Funds | \$7,598 | 9.8% |
| Federal Assistance | \$60,792 | 78.4% |
| Other Funds | \$0 | 0.0% |
| Total Capital Funds Expended | \$77,566 | 100.0% |

Operating Funding Sources



Capital Funding Sources



Modal Characteristics

Operation Characteristics

Vehicles Operated at Maximum Service

| Mode | Directly Operated | Purchased Transportation | Operating Expenses | Fare Revenues | Uses of Capital Funds | Annual Unlinked Trips | Annual Vehicle Revenue Miles | Annual Vehicle Revenue Hours |
|-----------------|-------------------|--------------------------|--------------------|-----------------|-----------------------|-----------------------|------------------------------|------------------------------|
| Demand Response | 21 | - | \$1,472,005 | \$20,603 | \$77,566 | 63,803 | 858,596 | 30,254 |
| Total | 21 | - | \$1,472,005 | \$20,603 | \$77,566 | 63,803 | 858,596 | 30,254 |

Performance Measures

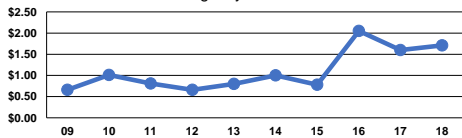
Service Efficiency

| Mode | Operating Expenses per Vehicle Revenue Mile | Operating Expenses per Vehicle Revenue Hour |
|-----------------|---|---|
| Demand Response | \$1.71 | \$48.65 |
| Total | \$1.71 | \$48.65 |

Service Effectiveness

| Mode | Operating Expenses per Unlinked Passenger Trip | Unlinked Trips per Vehicle Revenue Mile | Unlinked Trips per Vehicle Revenue Hour |
|-----------------|--|---|---|
| Demand Response | \$23.07 | 0.1 | 2.1 |
| Total | \$23.07 | 0.1 | 2.1 |

Operating Expense per Vehicle Revenue Mile: Agency Total



Unlinked Passenger Trips per Vehicle Revenue Mile: Agency Total

