

# Richmond Interagency Transportation Inc.

2018 Annual Agency Profile

## General Information

### Service Consumption

41,385 Annual Unlinked Trips (UPT)

### Service Supplied

401,662 Annual Vehicle Revenue Miles (VRM)  
21,332 Annual Vehicle Revenue Hours (VRH)

### Summary of Operating Expenses (OE)

\$525,094 Total Operating Expenses

### Database Information

NTDID: 4R06-41124

Reporter Type: Rural General Public Transit

## Financial Information

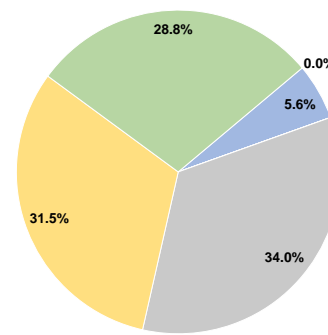
### Sources of Operating Funds Expended

Fare Revenues	\$29,620	5.6%
Local Funds	\$24	0.0%
State Funds	\$178,565	34.0%
Federal Assistance	\$165,653	31.5%
Other Funds	\$151,232	28.8%
<b>Total Operating Funds Expended</b>	<b>\$525,094</b>	<b>100.0%</b>

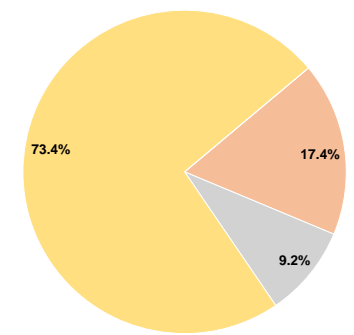
### Sources of Capital Funds Expended

Fare Revenues	\$0	0.0%
Local Funds	\$51,553	17.4%
State Funds	\$27,184	9.2%
Federal Assistance	\$217,472	73.4%
Other Funds	\$0	0.0%
<b>Total Capital Funds Expended</b>	<b>\$296,209</b>	<b>100.0%</b>

### Operating Funding Sources



### Capital Funding Sources



## Modal Characteristics

### Operation Characteristics

#### Vehicles Operated at Maximum Service

Mode	Directly Operated	Purchased Transportation	Operating Expenses	Fare Revenues	Uses of Capital Funds	Annual Unlinked Trips	Annual Vehicle Revenue Miles	Annual Vehicle Revenue Hours
Demand Response	10	-	\$525,094	\$29,620	\$296,209	41,385	401,662	21,332
<b>Total</b>	<b>10</b>	<b>-</b>	<b>\$525,094</b>	<b>\$29,620</b>	<b>\$296,209</b>	<b>41,385</b>	<b>401,662</b>	<b>21,332</b>

### Performance Measures

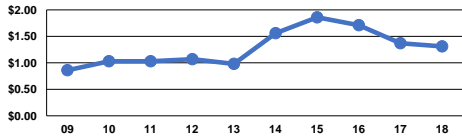
#### Service Efficiency

Mode	Operating Expenses per Vehicle Revenue Mile	Operating Expenses per Vehicle Revenue Hour
Demand Response	\$1.31	\$24.62
<b>Total</b>	<b>\$1.31</b>	<b>\$24.62</b>

#### Service Effectiveness

Mode	Operating Expenses per Unlinked Passenger Trip	Unlinked Trips per Vehicle Revenue Mile	Unlinked Trips per Vehicle Revenue Hour
Demand Response	\$12.69	0.1	1.9
<b>Total</b>	<b>\$12.69</b>	<b>0.1</b>	<b>1.9</b>

Operating Expense per Vehicle Revenue Mile: Agency Total



Unlinked Passenger Trips per Vehicle Revenue Mile: Agency Total

