

## Lenoir County 2018 Annual Agency Profile

### General Information

#### Service Consumption

73,477 Annual Unlinked Trips (UPT)

#### Service Supplied

625,988 Annual Vehicle Revenue Miles (VRM)  
 31,633 Annual Vehicle Revenue Hours (VRH)

#### Summary of Operating Expenses (OE)

\$1,043,043 Total Operating Expenses

#### Database Information

NTDID: 4R06-41162  
 Reporter Type: Rural General Public Transit

### Financial Information

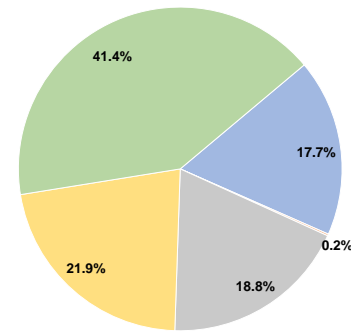
#### Sources of Operating Funds Expended

Fare Revenues	\$184,712	17.7%
Local Funds	\$1,924	0.2%
State Funds	\$195,599	18.8%
Federal Assistance	\$228,682	21.9%
Other Funds	\$432,126	41.4%
<b>Total Operating Funds Expended</b>	<b>\$1,043,043</b>	<b>100.0%</b>

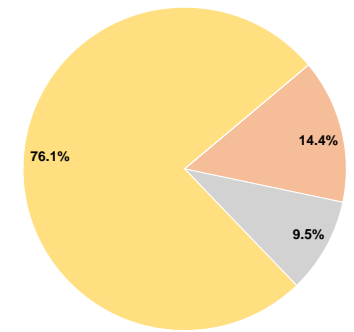
#### Sources of Capital Funds Expended

Fare Revenues	\$0	0.0%
Local Funds	\$16,977	14.4%
State Funds	\$11,193	9.5%
Federal Assistance	\$89,546	76.1%
Other Funds	\$0	0.0%
<b>Total Capital Funds Expended</b>	<b>\$117,716</b>	<b>100.0%</b>

#### Operating Funding Sources



#### Capital Funding Sources



### Modal Characteristics

#### Operation Characteristics

#### Vehicles Operated at Maximum Service

Mode	Directly Operated	Purchased Transportation	Operating Expenses	Fare Revenues	Uses of Capital Funds	Annual Unlinked Trips	Annual Vehicle Revenue Miles	Annual Vehicle Revenue Hours
Demand Response	15	-	\$1,043,043	\$184,712	\$117,716	73,477	625,988	31,633
<b>Total</b>	<b>15</b>	<b>-</b>	<b>\$1,043,043</b>	<b>\$184,712</b>	<b>\$117,716</b>	<b>73,477</b>	<b>625,988</b>	<b>31,633</b>

#### Performance Measures

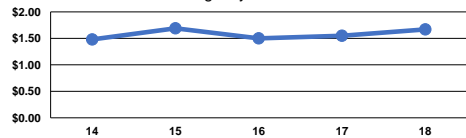
#### Service Efficiency

Mode	Operating Expenses per Vehicle Revenue Mile	Operating Expenses per Vehicle Revenue Hour
Demand Response	\$1.67	\$32.97
<b>Total</b>	<b>\$1.67</b>	<b>\$32.97</b>

#### Service Effectiveness

Mode	Operating Expenses per Unlinked Passenger Trip	Unlinked Trips per Vehicle Revenue Mile	Unlinked Trips per Vehicle Revenue Hour
Demand Response	\$14.20	0.1	2.3
<b>Total</b>	<b>\$14.20</b>	<b>0.1</b>	<b>2.3</b>

Operating Expense per Vehicle Revenue Mile: Agency Total



Unlinked Passenger Trips per Vehicle Revenue Mile: Agency Total

