

Edgefield County Senior Citizens Council

2018 Annual Agency Profile

General Information

Service Consumption

26,363 Annual Unlinked Trips (UPT)

Service Supplied

466,639 Annual Vehicle Revenue Miles (VRM)
14,319 Annual Vehicle Revenue Hours (VRH)

Summary of Operating Expenses (OE)

\$649,947 Total Operating Expenses

Database Information

NTDID: 4R07-40988

Reporter Type: Rural General Public Transit

Financial Information

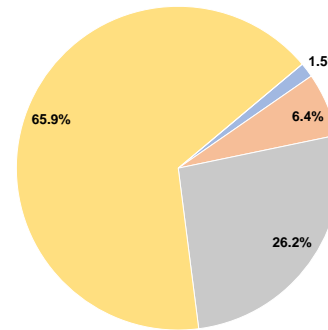
Sources of Operating Funds Expended

Fare Revenues	\$9,569	1.5%
Local Funds	\$41,440	6.4%
State Funds	\$170,554	26.2%
Federal Assistance	\$428,384	65.9%
Other Funds	\$0	0.0%
Total Operating Funds Expended	\$649,947	100.0%

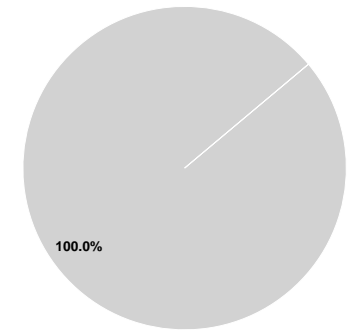
Sources of Capital Funds Expended

Fare Revenues	\$0	0.0%
Local Funds	\$0	0.0%
State Funds	\$303,485	100.0%
Federal Assistance	\$0	0.0%
Other Funds	\$0	0.0%
Total Capital Funds Expended	\$303,485	100.0%

Operating Funding Sources



Capital Funding Sources



Modal Characteristics

Operation Characteristics

Vehicles Operated at Maximum Service

Mode	Directly Operated	Purchased Transportation	Operating Expenses	Fare Revenues	Uses of Capital Funds	Annual Unlinked Trips	Annual Vehicle Revenue Miles	Annual Vehicle Revenue Hours
Demand Response	9	-	\$649,947	\$9,569	\$303,485	26,363	466,639	14,319
Total	9	-	\$649,947	\$9,569	\$303,485	26,363	466,639	14,319

Performance Measures

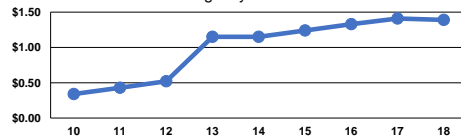
Service Efficiency

Mode	Operating Expenses per Vehicle Revenue Mile	Operating Expenses per Vehicle Revenue Hour
Demand Response	\$1.39	\$45.39
Total	\$1.39	\$45.39

Service Effectiveness

Mode	Operating Expenses per Unlinked Passenger Trip	Unlinked Trips per Vehicle Revenue Mile	Unlinked Trips per Vehicle Revenue Hour
Demand Response	\$24.65	0.1	1.8
Total	\$24.65	0.1	1.8

Operating Expense per Vehicle Revenue Mile: Agency Total



Unlinked Passenger Trips per Vehicle Revenue Mile: Agency Total

