

Generations Unlimited

2018 Annual Agency Profile

P.O. Box 1149
Barnwell, SC 29812

General Information

Service Consumption

62,151 Annual Unlinked Trips (UPT)

Service Supplied

729,974 Annual Vehicle Revenue Miles (VRM)
53,699 Annual Vehicle Revenue Hours (VRH)

Summary of Operating Expenses (OE)

\$978,814 Total Operating Expenses

Database Information

NTDID: 4R07-41002

Reporter Type: Rural General Public Transit

Financial Information

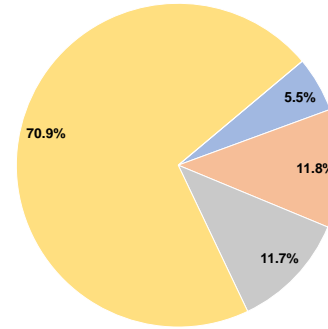
Sources of Operating Funds Expended

Fare Revenues	\$53,939	5.5%
Local Funds	\$115,936	11.8%
State Funds	\$114,493	11.7%
Federal Assistance	\$694,446	70.9%
Other Funds	\$0	0.0%
Total Operating Funds Expended	\$978,814	100.0%

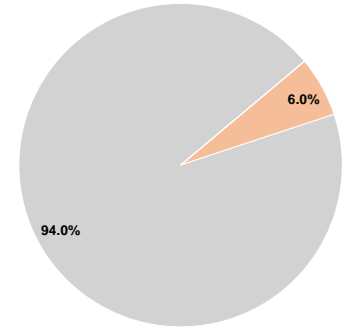
Sources of Capital Funds Expended

Fare Revenues	\$0	0.0%
Local Funds	\$10,831	6.0%
State Funds	\$169,073	94.0%
Federal Assistance	\$0	0.0%
Other Funds	\$0	0.0%
Total Capital Funds Expended	\$179,904	100.0%

Operating Funding Sources



Capital Funding Sources



Modal Characteristics

Operation Characteristics

Vehicles Operated at Maximum Service

Mode	Directly Operated	Purchased Transportation	Operating Expenses	Fare Revenues	Uses of Capital Funds	Annual Unlinked Trips	Annual Vehicle Revenue Miles	Annual Vehicle Revenue Hours
Demand Response	20	-	\$978,814	\$53,939	\$179,904	62,151	729,974	53,699
Total	20	-	\$978,814	\$53,939	\$179,904	62,151	729,974	53,699

Performance Measures

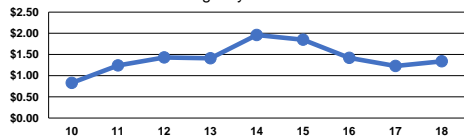
Service Efficiency

Mode	Operating Expenses per Vehicle Revenue Mile	Operating Expenses per Vehicle Revenue Hour
Demand Response	\$1.34	\$18.23
Total	\$1.34	\$18.23

Service Effectiveness

Mode	Operating Expenses per Unlinked Passenger Trip	Unlinked Trips per Vehicle Revenue Mile	Unlinked Trips per Vehicle Revenue Hour
Demand Response	\$15.75	0.1	1.2
Total	\$15.75	0.1	1.2

Operating Expense per Vehicle Revenue Mile: Agency Total



Unlinked Passenger Trips per Vehicle Revenue Mile: Agency Total

