

# McCormick County Senior Center

2018 Annual Agency Profile

## General Information

### Service Consumption

19,369 Annual Unlinked Trips (UPT)

### Service Supplied

310,906 Annual Vehicle Revenue Miles (VRM)  
12,749 Annual Vehicle Revenue Hours (VRH)

### Summary of Operating Expenses (OE)

\$521,273 Total Operating Expenses

### Database Information

NTDID: 4R07-41042  
Reporter Type: Rural General Public Transit

## Financial Information

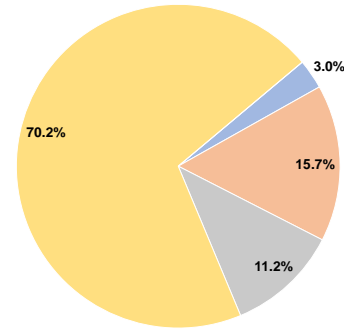
### Sources of Operating Funds Expended

Fare Revenues	\$15,475	3.0%
Local Funds	\$81,670	15.7%
State Funds	\$58,272	11.2%
Federal Assistance	\$365,856	70.2%
Other Funds	\$0	0.0%
<b>Total Operating Funds Expended</b>	<b>\$521,273</b>	<b>100.0%</b>

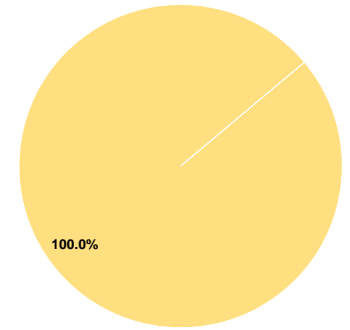
### Sources of Capital Funds Expended

Fare Revenues	\$0	0.0%
Local Funds	\$0	0.0%
State Funds	\$0	0.0%
Federal Assistance	\$43,377	100.0%
Other Funds	\$0	0.0%
<b>Total Capital Funds Expended</b>	<b>\$43,377</b>	<b>100.0%</b>

### Operating Funding Sources



### Capital Funding Sources



## Modal Characteristics

### Operation Characteristics

#### Vehicles Operated at Maximum Service

Mode	Directly Operated	Purchased Transportation	Operating Expenses	Fare Revenues	Uses of Capital Funds	Annual Unlinked Trips	Annual Vehicle Revenue Miles	Annual Vehicle Revenue Hours
Demand Response	11	-	\$521,273	\$15,475	\$43,377	19,369	310,906	12,749
<b>Total</b>	<b>11</b>	<b>-</b>	<b>\$521,273</b>	<b>\$15,475</b>	<b>\$43,377</b>	<b>19,369</b>	<b>310,906</b>	<b>12,749</b>

### Performance Measures

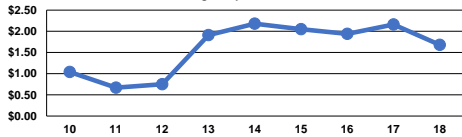
#### Service Efficiency

Mode	Operating Expenses per Vehicle Revenue Mile	Operating Expenses per Vehicle Revenue Hour
Demand Response	\$1.68	\$40.89
<b>Total</b>	<b>\$1.68</b>	<b>\$40.89</b>

#### Service Effectiveness

Mode	Operating Expenses per Unlinked Passenger Trip	Unlinked Trips per Vehicle Revenue Mile	Unlinked Trips per Vehicle Revenue Hour
Demand Response	\$26.91	0.1	1.5
<b>Total</b>	<b>\$26.91</b>	<b>0.1</b>	<b>1.5</b>

Operating Expense per Vehicle Revenue Mile: Agency Total



Unlinked Passenger Trips per Vehicle Revenue Mile: Agency Total

