

# Senior Services Incorporated of Chester County

2018 Annual Agency Profile

## General Information

### Service Consumption

35,307 Annual Unlinked Trips (UPT)

### Service Supplied

426,168 Annual Vehicle Revenue Miles (VRM)  
21,642 Annual Vehicle Revenue Hours (VRH)

### Summary of Operating Expenses (OE)

\$702,742 Total Operating Expenses

### Database Information

NTDID: 4R07-41146

Reporter Type: Rural General Public Transit

## Financial Information

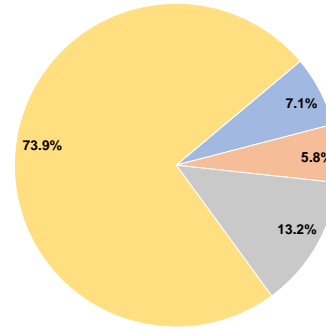
### Sources of Operating Funds Expended

Fare Revenues	\$49,549	7.1%
Local Funds	\$40,700	5.8%
State Funds	\$92,967	13.2%
Federal Assistance	\$519,526	73.9%
Other Funds	\$0	0.0%
<b>Total Operating Funds Expended</b>	<b>\$702,742</b>	<b>100.0%</b>

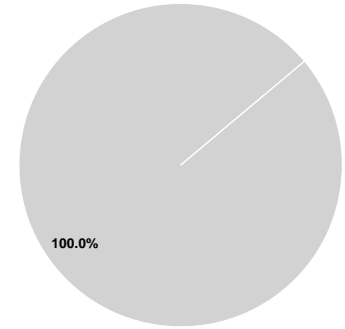
### Sources of Capital Funds Expended

Fare Revenues	\$0	0.0%
Local Funds	\$0	0.0%
State Funds	\$300,000	100.0%
Federal Assistance	\$0	0.0%
Other Funds	\$0	0.0%
<b>Total Capital Funds Expended</b>	<b>\$300,000</b>	<b>100.0%</b>

### Operating Funding Sources



### Capital Funding Sources



## Modal Characteristics

### Operation Characteristics

#### Vehicles Operated at Maximum Service

Mode	Directly Operated	Purchased Transportation	Operating Expenses	Fare Revenues	Uses of Capital Funds	Annual Unlinked Trips	Annual Vehicle Revenue Miles	Annual Vehicle Revenue Hours
Demand Response	16	-	\$702,742	\$49,549	\$300,000	35,307	426,168	21,642
<b>Total</b>	<b>16</b>	<b>-</b>	<b>\$702,742</b>	<b>\$49,549</b>	<b>\$300,000</b>	<b>35,307</b>	<b>426,168</b>	<b>21,642</b>

### Performance Measures

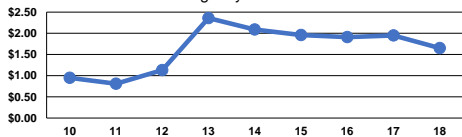
#### Service Efficiency

Mode	Operating Expenses per Vehicle Revenue Mile	Operating Expenses per Vehicle Revenue Hour
Demand Response	\$1.65	\$32.47
<b>Total</b>	<b>\$1.65</b>	<b>\$32.47</b>

#### Service Effectiveness

Mode	Operating Expenses per Unlinked Passenger Trip	Unlinked Trips per Vehicle Revenue Mile	Unlinked Trips per Vehicle Revenue Hour
Demand Response	\$19.90	0.1	1.6
<b>Total</b>	<b>\$19.90</b>	<b>0.1</b>	<b>1.6</b>

Operating Expense per Vehicle Revenue Mile: Agency Total



Unlinked Passenger Trips per Vehicle Revenue Mile: Agency Total

