

Bay Mills Indian Community

2018 Annual Agency Profile

General Information

Federally Recognized Tribal Statistical Areas
 Bay Mills Reservation and Off-Reservation Trust Land, MI

Service Consumption
 2,247 Annual Unlinked Trips (UPT)

Service Supplied
 55,445 Annual Vehicle Revenue Miles (VRM)
 1,580 Annual Vehicle Revenue Hours (VRH)

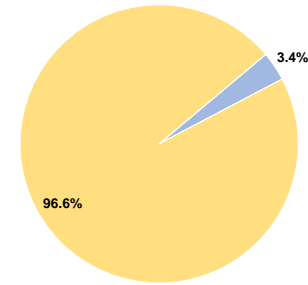
Database Information
 NTDID: 50007
 Reporter Type: Tribal Reporter

Financial Information

Sources of Operating Funds Expended			
Fare Revenues	\$2,242	3.4%	
Local Funds	\$0	0.0%	
State Funds	\$0	0.0%	
Federal Assistance	\$63,667	96.6%	
Other Funds	\$0	0.0%	
Total Operating Funds Expended	\$65,909	100.0%	

Sources of Capital Funds Expended	
Fare Revenues	\$0
Local Funds	\$0
State Funds	\$0
Federal Assistance	\$0
Other Funds	\$0
Total Capital Funds Expended	\$0

Operating Funding Sources



Modal Characteristics

Operation Characteristics

Vehicles Operated at Maximum Service

Mode	Directly Operated	Purchased Transportation	Operating Expenses	Fare Revenues	Uses of Capital Funds	Annual Unlinked Trips	Annual Vehicle Revenue Miles	Annual Vehicle Revenue Hours	Average Fleet Age in Years ^a
Bus	2	-	\$65,909	\$2,242	\$0	2,247	55,445	1,580	5.5
Total	2	-	\$65,909	\$2,242	\$0	2,247	55,445	1,580	

Performance Measures

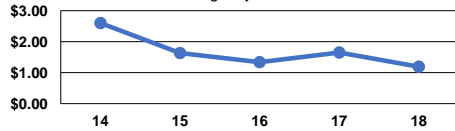
Service Efficiency

Mode	Operating Expenses per Vehicle Revenue Mile	Operating Expenses per Vehicle Revenue Hour
Bus	\$1.19	\$41.71
Total	\$1.19	\$41.71

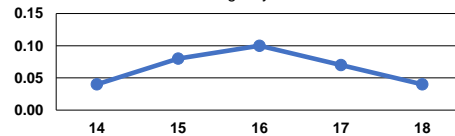
Service Effectiveness

Mode	Operating Expenses per Unlinked Passenger Trip	Unlinked Trips per Vehicle Revenue Mile	Unlinked Trips per Vehicle Revenue Hour
Bus	\$29.33	0.0	1.4
Total	\$29.33	0.0	1.4

Operating Expense per Vehicle Revenue Mile: Agency Total



Unlinked Passenger Trips per Vehicle Revenue Mile: Agency Total



Notes:

^aDemand Response - Taxi (DT) and non-dedicated fleets do not report fleet age data.