

# Red Cliff Band of Lake Superior Chippewa dba Red Cliff (Miskwaabekong) Transit

2018 Annual Agency Profile

## General Information

**Federally Recognized Tribal Statistical Areas**  
 Red Cliff Reservation and Off-Reservation Trust Land, WI

**Service Consumption**  
 15,865 Annual Unlinked Trips (UPT)

**Service Supplied**  
 67,095 Annual Vehicle Revenue Miles (VRM)  
 3,890 Annual Vehicle Revenue Hours (VRH)

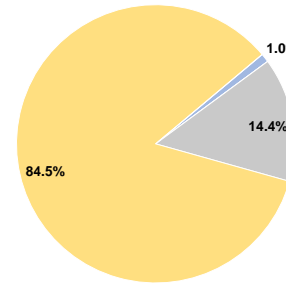
**Database Information**  
 NTDID: 50013  
 Reporter Type: Tribal Reporter

## Financial Information

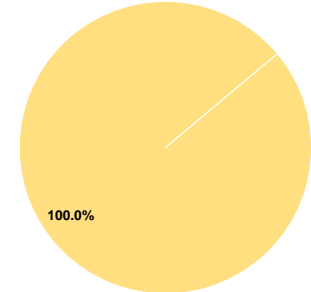
Sources of Operating Funds Expended		
Fare Revenues	\$1,968	1.0%
Local Funds	\$0	0.0%
State Funds	\$28,058	14.4%
Federal Assistance	\$164,171	84.5%
Other Funds	\$0	0.0%
<b>Total Operating Funds Expended</b>	<b>\$194,197</b>	<b>100.0%</b>

Sources of Capital Funds Expended		
Fare Revenues	\$0	0.0%
Local Funds	\$0	0.0%
State Funds	\$0	0.0%
Federal Assistance	\$61,136	100.0%
Other Funds	\$0	0.0%
<b>Total Capital Funds Expended</b>	<b>\$61,136</b>	<b>100.0%</b>

### Operating Funding Sources



### Capital Funding Sources



## Modal Characteristics

### Operation Characteristics

#### Vehicles Operated at Maximum Service

Mode	Directly Operated	Purchased Transportation	Operating Expenses	Fare Revenues	Uses of Capital Funds	Annual Unlinked Trips	Annual Vehicle Revenue Miles	Annual Vehicle Revenue Hours	Average Fleet Age in Years <sup>a</sup>
Demand Response	2	-	\$142,687	\$1,968	\$61,136	15,865	67,095	3,890	2.7
<b>Total</b>	<b>2</b>	<b>-</b>	<b>\$142,687</b>	<b>\$1,968</b>	<b>\$61,136</b>	<b>15,865</b>	<b>67,095</b>	<b>3,890</b>	

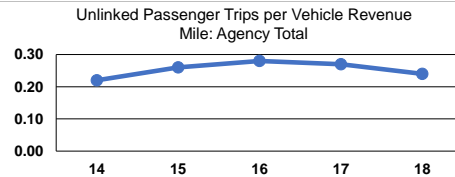
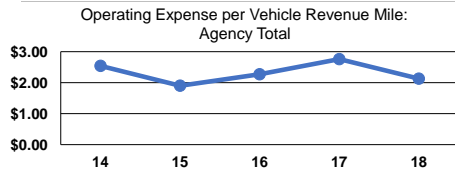
### Performance Measures

#### Service Efficiency

Mode	Operating Expenses per Vehicle Revenue Mile	Operating Expenses per Vehicle Revenue Hour
Demand Response	\$2.13	\$36.68
<b>Total</b>	<b>\$2.13</b>	<b>\$36.68</b>

#### Service Effectiveness

Mode	Operating Expenses per Unlinked Passenger Trip	Unlinked Trips per Vehicle Revenue Mile	Unlinked Trips per Vehicle Revenue Hour
Demand Response	\$8.99	0.2	4.1
<b>Total</b>	<b>\$8.99</b>	<b>0.2</b>	<b>4.1</b>



**Notes:**

<sup>a</sup>Demand Response - Taxi (DT) and non-dedicated fleets do not report fleet age data.