

Forest County Potawatomi Community

2018 Annual Agency Profile

General Information

Federally Recognized Tribal Statistical Areas

Forest County Potawatomi Community and Off-Reservation Trust Land, WI

Service Consumption

1,267 Annual Unlinked Trips (UPT)

Service Supplied

50,931 Annual Vehicle Revenue Miles (VRM)

1,668 Annual Vehicle Revenue Hours (VRH)

Database Information

NTDID: 50014

Reporter Type: Tribal Reporter

Financial Information

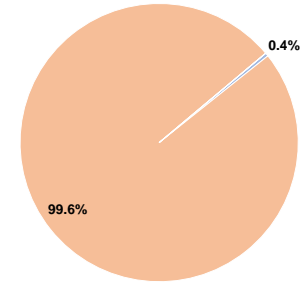
Sources of Operating Funds Expended

| | | |
|---------------------------------------|------------------|---------------|
| Fare Revenues | \$528 | 0.4% |
| Local Funds | \$133,920 | 99.6% |
| State Funds | \$0 | 0.0% |
| Federal Assistance | \$0 | 0.0% |
| Other Funds | \$0 | 0.0% |
| Total Operating Funds Expended | \$134,448 | 100.0% |

Sources of Capital Funds Expended

| | |
|-------------------------------------|------------|
| Fare Revenues | \$0 |
| Local Funds | \$0 |
| State Funds | \$0 |
| Federal Assistance | \$0 |
| Other Funds | \$0 |
| Total Capital Funds Expended | \$0 |

Operating Funding Sources



Modal Characteristics

Operation Characteristics

Vehicles Operated at Maximum Service

| Mode | Directly Operated | Purchased Transportation | Operating Expenses | Fare Revenues | Uses of Capital Funds | Annual Unlinked Trips | Annual Vehicle Revenue Miles | Annual Vehicle Revenue Hours | Average Fleet Age in Years ^a |
|--------------|-------------------|--------------------------|--------------------|---------------|-----------------------|-----------------------|------------------------------|------------------------------|---|
| Bus | 2 | - | \$134,448 | \$528 | \$0 | 1,267 | 50,931 | 1,668 | 1.5 |
| Total | 2 | - | \$134,448 | \$528 | \$0 | 1,267 | 50,931 | 1,668 | |

Performance Measures


Service Efficiency

| Mode | Operating Expenses per Vehicle Revenue Mile | Operating Expenses per Vehicle Revenue Hour |
|--------------|---|---|
| Bus | \$2.64 | \$80.60 |
| Total | \$2.64 | \$80.60 |

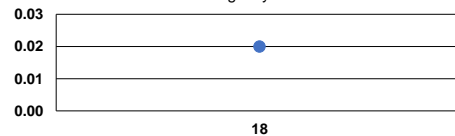
Service Effectiveness

| Mode | Operating Expenses per Unlinked Passenger Trip | Unlinked Trips per Vehicle Revenue Mile | Unlinked Trips per Vehicle Revenue Hour |
|--------------|--|---|---|
| Bus | \$106.12 | 0.0 | 0.8 |
| Total | \$106.12 | 0.0 | 0.8 |

Operating Expense per Vehicle Revenue Mile: Agency Total



Unlinked Passenger Trips per Vehicle Revenue Mile: Agency Total



Notes:

^aDemand Response - Taxi (DT) and non-dedicated fleets do not report fleet age data.