

General Information

Urbanized Area (UZA) Statistics - 2010 Census

Middletown, OH
56 **Square Miles**
97,503 **Population**
308 **Pop. Rank out of 498 UZAs**

Service Area Statistics

20 **Square Miles**
49,490 **Population**

Service Consumption

146,186 **Annual Unlinked Trips (UPT)**

Service Supplied

208,698 **Annual Vehicle Revenue Miles (VRM)**
16,747 **Annual Vehicle Revenue Hours (VRH)**

Database Information

NTDID: 50019

Reporter Type: Reduced Reporter

Financial Information

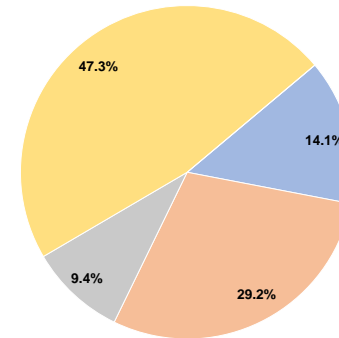
Sources of Operating Funds Expended

Fare Revenues	\$141,125	14.1%
Local Funds	\$291,600	29.2%
State Funds	\$93,418	9.4%
Federal Assistance	\$472,682	47.3%
Other Funds	\$0	0.0%
Total Operating Funds Expended	\$998,825	100.0%

Sources of Capital Funds Expended

Fare Revenues	\$0
Local Funds	\$0
State Funds	\$0
Federal Assistance	\$0
Other Funds	\$0
Total Capital Funds Expended	\$0

Operating Funding Sources



Modal Characteristics

Operation Characteristics

Vehicles Operated at Maximum Service

Mode	Directly Operated	Purchased Transportation	Operating Expenses	Fare Revenues	Uses of Capital Funds	Annual Unlinked Trips	Annual Vehicle Revenue Miles	Annual Vehicle Revenue Hours	Average Fleet Age in Years ^a
Demand Response	1	-	\$137,835	\$10,043	\$0	4,482	25,069	2,801	1.0
Bus	4	-	\$860,990	\$131,082	\$0	141,704	183,629	13,946	4.3
Total	5	-	\$998,825	\$141,125	\$0	146,186	208,698	16,747	

Performance Measures

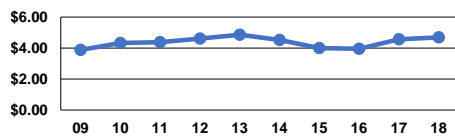
Service Efficiency

Mode	Operating Expenses per Vehicle Revenue Mile	Operating Expenses per Vehicle Revenue Hour
Demand Response	\$5.50	\$49.21
Bus	\$4.69	\$61.74
Total	\$4.79	\$59.64

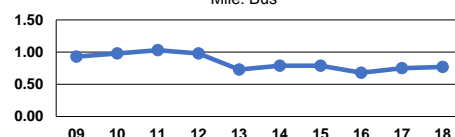
Service Effectiveness

Mode	Operating Expenses per Unlinked Passenger Trip	Unlinked Trips per Vehicle Revenue Mile	Unlinked Trips per Vehicle Revenue Hour
Demand Response	\$30.75	0.2	1.6
Bus	\$6.08	0.8	10.2
Total	\$6.83	0.7	8.7

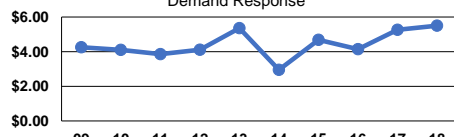
Operating Expense per Vehicle Revenue Mile: Bus



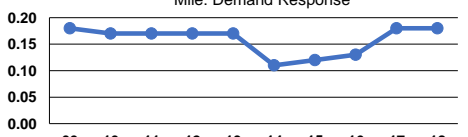
Unlinked Passenger Trips per Vehicle Revenue Mile: Bus



Operating Expense per Vehicle Revenue Mile: Demand Response



Unlinked Passenger Trips per Vehicle Revenue Mile: Demand Response



Notes:

^aDemand Response - Taxi (DT) and non-dedicated fleets do not report fleet age data.