

Steel Valley Regional Transit Authority

2018 Annual Agency Profile

General Information

Urbanized Area (UZA) Statistics - 2010 Census

Weirton-Steubenville, WV-OH-PA
 51 **Square Miles**
 70,889 **Population**
 389 **Pop. Rank out of 498 UZAs**

Service Area Statistics

13 **Square Miles**
 22,113 **Population**

Service Consumption

203,493 **Annual Unlinked Trips (UPT)**

Service Supplied

233,427 **Annual Vehicle Revenue Miles (VRM)**
 18,080 **Annual Vehicle Revenue Hours (VRH)**

Database Information

NTDID: 50142
Reporter Type: Reduced Reporter

Financial Information

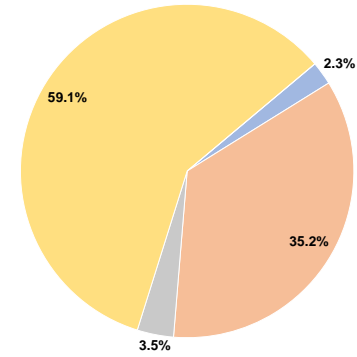
Sources of Operating Funds Expended

Fare Revenues	\$37,882	2.3%
Local Funds	\$588,488	35.2%
State Funds	\$59,077	3.5%
Federal Assistance	\$988,508	59.1%
Other Funds	\$0	0.0%
Total Operating Funds Expended	\$1,673,955	100.0%

Sources of Capital Funds Expended

Fare Revenues	\$0
Local Funds	\$0
State Funds	\$0
Federal Assistance	\$0
Other Funds	\$0
Total Capital Funds Expended	\$0

Operating Funding Sources



Modal Characteristics

Operation Characteristics

Vehicles Operated at Maximum Service

Mode	Directly Operated	Purchased Transportation	Operating Expenses	Fare Revenues	Uses of Capital Funds	Annual Unlinked Trips	Annual Vehicle Revenue Miles	Annual Vehicle Revenue Hours	Average Fleet Age in Years ^a
Demand Response	1	-	\$130,448	\$2,141	\$0	2,141	15,866	1,550	5.0
Bus	8	-	\$1,543,507	\$35,741	\$0	201,352	217,561	16,530	4.8
Total	9	-	\$1,673,955	\$37,882	\$0	203,493	233,427	18,080	

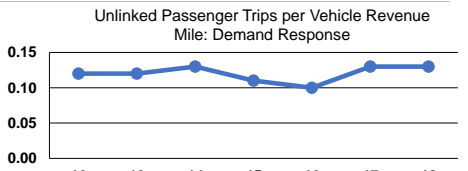
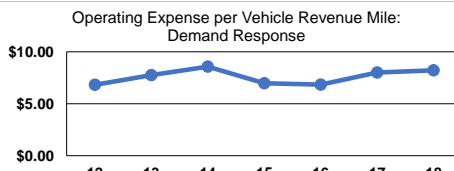
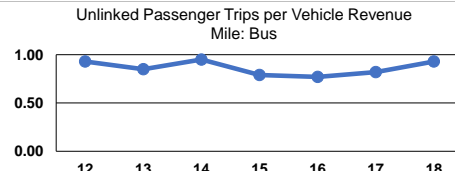
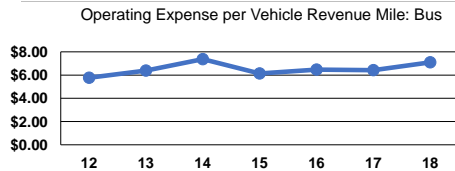
Performance Measures

Service Efficiency

Mode	Operating Expenses per Vehicle Revenue Mile	Operating Expenses per Vehicle Revenue Hour
Demand Response	\$8.22	\$84.16
Bus	\$7.09	\$93.38
Total	\$7.17	\$92.59

Service Effectiveness

Mode	Operating Expenses per Unlinked Passenger Trip	Unlinked Trips per Vehicle Revenue Mile	Unlinked Trips per Vehicle Revenue Hour
Demand Response	\$60.93	0.1	1.4
Bus	\$7.67	0.9	12.2
Total	\$8.23	0.9	11.3



Notes:
^aDemand Response - Taxi (DT) and non-dedicated fleets do not report fleet age data.