

City of Onalaska dba Onalaska Shared Ride Taxi City of Onalaska

2018 Annual Agency Profile

General Information

Urbanized Area (UZA) Statistics - 2010 Census

La Crosse, WI-MN
51 **Square Miles**
100,868 **Population**
298 **Pop. Rank out of 498 UZAs**

Service Area Statistics

22 **Square Miles**
33,977 **Population**

Service Consumption

56,559 **Annual Unlinked Trips (UPT)**

Service Supplied

411,606 **Annual Vehicle Revenue Miles (VRM)**
31,171 **Annual Vehicle Revenue Hours (VRH)**

Database Information

NTDID: 50152

Reporter Type: Reduced Reporter

Financial Information

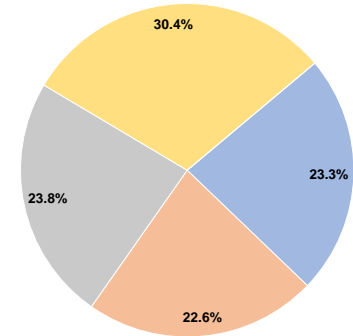
Sources of Operating Funds Expended

Fare Revenues	\$194,405	23.3%
Local Funds	\$188,430	22.6%
State Funds	\$198,678	23.8%
Federal Assistance	\$253,437	30.4%
Other Funds	\$0	0.0%
Total Operating Funds Expended	\$834,950	100.0%

Sources of Capital Funds Expended

Fare Revenues	\$0
Local Funds	\$0
State Funds	\$0
Federal Assistance	\$0
Other Funds	\$0
Total Capital Funds Expended	\$0

Operating Funding Sources



Modal Characteristics

Operation Characteristics

Vehicles Operated at Maximum Service

Mode	Directly Operated	Purchased Transportation	Operating Expenses	Fare Revenues	Uses of Capital Funds	Annual Unlinked Trips	Annual Vehicle Revenue Miles	Annual Vehicle Revenue Hours	Average Fleet Age in Years ^a
Demand Response	-	9	\$834,950	\$194,405	\$0	56,559	411,606	31,171	3.1
Total	-	9	\$834,950	\$194,405	\$0	56,559	411,606	31,171	

Performance Measures

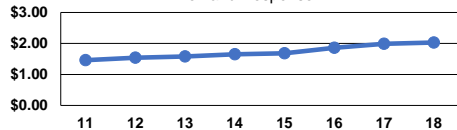
Service Efficiency

Mode	Operating Expenses per Vehicle Revenue Mile	Operating Expenses per Vehicle Revenue Hour
Demand Response	\$2.03	\$26.79
Total	\$2.03	\$26.79

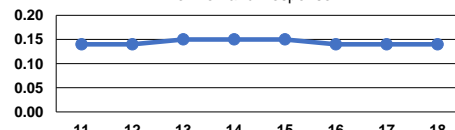
Service Effectiveness

Mode	Operating Expenses per Unlinked Passenger Trip	Unlinked Trips per Vehicle Revenue Mile	Unlinked Trips per Vehicle Revenue Hour
Demand Response	\$14.76	0.1	1.8
Total	\$14.76	0.1	1.8

Operating Expense per Vehicle Revenue Mile: Demand Response



Unlinked Passenger Trips per Vehicle Revenue Mile: Demand Response



Notes:

^aDemand Response - Taxi (DT) and non-dedicated fleets do not report fleet age data.