

Hamilton County Express Public Transit

2018 Annual Agency Profile

General Information

Urbanized Area (UZA) Statistics - 2010 Census

Indianapolis, IN
706 Square Miles
1,487,483 Population
33 Pop. Rank out of 498 UZAs

Other UZAs Served

0 Indiana Non-UZA

Service Area Statistics

402 Square Miles
323,747 Population

Service Consumption

62,355 Annual Unlinked Trips (UPT)

Service Supplied

523,049 Annual Vehicle Revenue Miles (VRM)
32,603 Annual Vehicle Revenue Hours (VRH)

Database Information

NTDID: 50351

Reporter Type: Reduced Reporter

Financial Information

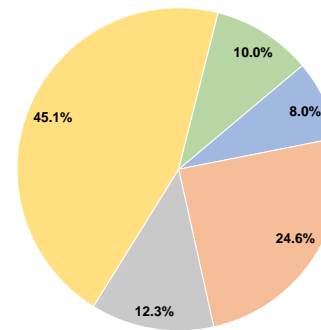
Sources of Operating Funds Expended

Fare Revenues	\$118,431	8.0%
Local Funds	\$364,241	24.6%
State Funds	\$182,615	12.3%
Federal Assistance	\$667,238	45.1%
Other Funds	\$147,270	10.0%
Total Operating Funds Expended	\$1,479,795	100.0%

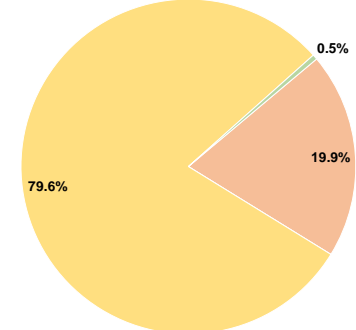
Sources of Capital Funds Expended

Fare Revenues	\$0	0.0%
Local Funds	\$62,108	19.9%
State Funds	\$0	0.0%
Federal Assistance	\$248,431	79.6%
Other Funds	\$1,497	0.5%
Total Capital Funds Expended	\$312,036	100.0%

Operating Funding Sources



Capital Funding Sources



Modal Characteristics

Operation Characteristics

Vehicles Operated at Maximum Service

Mode	Directly Operated	Purchased Transportation	Operating Expenses	Fare Revenues	Uses of Capital Funds	Annual Unlinked Trips	Annual Vehicle Revenue Miles	Annual Vehicle Revenue Hours	Average Fleet Age in Years ^a
Demand Response	18	-	\$1,479,795	\$118,431	\$312,036	62,355	523,049	32,603	1.5
Total	18	-	\$1,479,795	\$118,431	\$312,036	62,355	523,049	32,603	

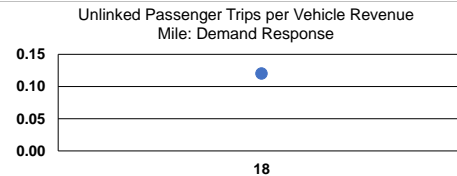

Performance Measures

Service Efficiency

Mode	Operating Expenses per Vehicle Revenue Mile	Operating Expenses per Vehicle Revenue Hour
Demand Response	\$2.83	\$45.39
Total	\$2.83	\$45.39

Service Effectiveness

Mode	Operating Expenses per Unlinked Passenger Trip	Unlinked Trips per Vehicle Revenue Mile	Unlinked Trips per Vehicle Revenue Hour
Demand Response	\$23.73	0.1	1.9
Total	\$23.73	0.1	1.9



Notes:

^aDemand Response - Taxi (DT) and non-dedicated fleets do not report fleet age data.