

Lac Courte Oreilles Band of Ojibwe

2018 Annual Agency Profile

General Information

Federally Recognized Tribal Statistical Areas

Lac Courte Oreilles Reservation and Off-Reservation Trust Land, WI

Service Consumption

5,868 Annual Unlinked Trips (UPT)

Service Supplied

52,927 Annual Vehicle Revenue Miles (VRM)

2,934 Annual Vehicle Revenue Hours (VRH)

Database Information

NTDID: 55240

Reporter Type: Tribal Reporter

Financial Information

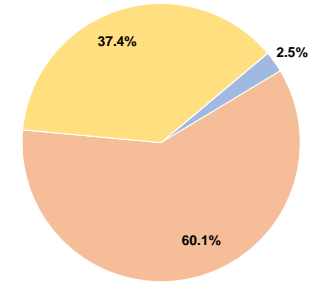
Sources of Operating Funds Expended

Fare Revenues	\$6,811	2.5%
Local Funds	\$165,000	60.1%
State Funds	\$0	0.0%
Federal Assistance	\$102,745	37.4%
Other Funds	\$0	0.0%
Total Operating Funds Expended	\$274,556	100.0%

Sources of Capital Funds Expended

Fare Revenues	\$0
Local Funds	\$0
State Funds	\$0
Federal Assistance	\$0
Other Funds	\$0
Total Capital Funds Expended	\$0

Operating Funding Sources



Modal Characteristics

Operation Characteristics

Vehicles Operated at Maximum Service

Mode	Directly Operated	Purchased Transportation	Operating Expenses	Fare Revenues	Uses of Capital Funds	Annual Unlinked Trips	Annual Vehicle Revenue Miles	Annual Vehicle Revenue Hours	Average Fleet Age in Years ^a
Demand Response	1	-	\$109,557	\$6,811	\$0	5,868	52,927	2,934	7.0
Total	1	-	\$109,557	\$6,811	\$0	5,868	52,927	2,934	

Performance Measures

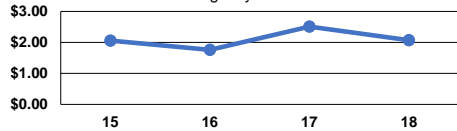
Service Efficiency

Mode	Operating Expenses per Vehicle Revenue Mile	Operating Expenses per Vehicle Revenue Hour
Demand Response	\$2.07	\$37.34
Total	\$2.07	\$37.34

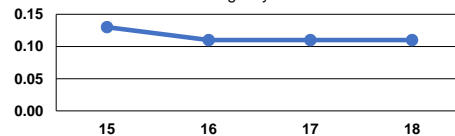
Service Effectiveness

Mode	Operating Expenses per Unlinked Passenger Trip	Unlinked Trips per Vehicle Revenue Mile	Unlinked Trips per Vehicle Revenue Hour
Demand Response	\$18.67	0.1	2.0
Total	\$18.67	0.1	2.0

Operating Expense per Vehicle Revenue Mile: Agency Total



Unlinked Passenger Trips per Vehicle Revenue Mile: Agency Total



Notes:

^aDemand Response - Taxi (DT) and non-dedicated fleets do not report fleet age data.