

# Fond du Lac Reservation

## 2018 Annual Agency Profile

### General Information

#### Federally Recognized Tribal Statistical Areas

Fond du Lac Reservation and Off-Reservation Trust Land, MN--WI

#### Service Consumption

30,242 Annual Unlinked Trips (UPT)

#### Service Supplied

288,657 Annual Vehicle Revenue Miles (VRM)

15,709 Annual Vehicle Revenue Hours (VRH)

#### Database Information

NTDID: 55246

Reporter Type: Tribal Reporter

### Financial Information

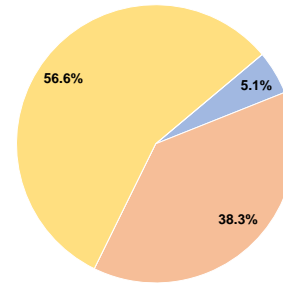
#### Sources of Operating Funds Expended

Fare Revenues	\$43,375	5.1%
Local Funds	\$327,579	38.3%
State Funds	\$0	0.0%
Federal Assistance	\$484,121	56.6%
Other Funds	\$0	0.0%
<b>Total Operating Funds Expended</b>	<b>\$855,075</b>	<b>100.0%</b>

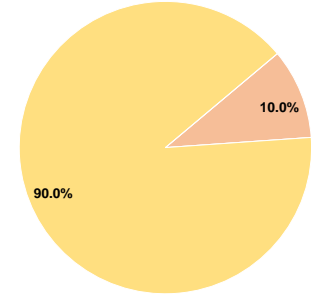
#### Sources of Capital Funds Expended

Fare Revenues	\$0	0.0%
Local Funds	\$16,946	10.0%
State Funds	\$0	0.0%
Federal Assistance	\$152,504	90.0%
Other Funds	\$0	0.0%
<b>Total Capital Funds Expended</b>	<b>\$169,450</b>	<b>100.0%</b>

#### Operating Funding Sources



#### Capital Funding Sources



### Modal Characteristics

#### Operation Characteristics

#### Vehicles Operated at Maximum Service

Mode	Directly Operated	Purchased Transportation	Operating Expenses	Fare Revenues	Uses of Capital Funds	Annual Unlinked Trips	Annual Vehicle Revenue Miles	Annual Vehicle Revenue Hours	Average Fleet Age in Years <sup>a</sup>
Demand Response	4	-	\$729,841	\$37,648	\$169,450	24,662	219,506	12,569	2.0
Bus	1	-	\$125,234	\$5,727	\$0	5,580	69,151	3,140	4.0
<b>Total</b>	<b>5</b>	<b>-</b>	<b>\$855,075</b>	<b>\$43,375</b>	<b>\$169,450</b>	<b>30,242</b>	<b>288,657</b>	<b>15,709</b>	

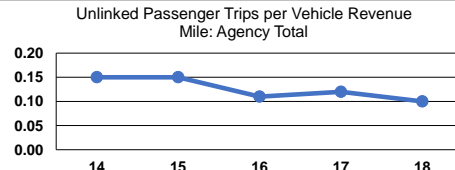
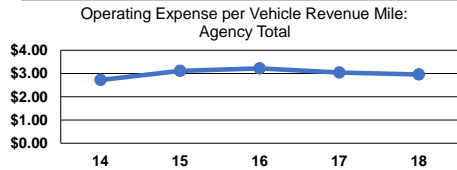
#### Performance Measures

#### Service Efficiency

Mode	Operating Expenses per Vehicle Revenue Mile	Operating Expenses per Vehicle Revenue Hour
Demand Response	\$3.32	\$58.07
Bus	\$1.81	\$39.88
<b>Total</b>	<b>\$2.96</b>	<b>\$54.43</b>

#### Service Effectiveness

Mode	Operating Expenses per Unlinked Passenger Trip	Unlinked Trips per Vehicle Revenue Mile	Unlinked Trips per Vehicle Revenue Hour
Demand Response	\$29.59	0.1	2.0
Bus	\$22.44	0.1	1.8
<b>Total</b>	<b>\$28.27</b>	<b>0.1</b>	<b>1.9</b>



#### Notes:

<sup>a</sup>Demand Response - Taxi (DT) and non-dedicated fleets do not report fleet age data.