

# Bois Forte Reservation Tribal Council

## 2018 Annual Agency Profile

### General Information

**Federally Recognized Tribal Statistical Areas**  
 Bois Forte Reservation and Off-Reservation Trust Land, MN

**Service Consumption**  
 30,921 Annual Unlinked Trips (UPT)

**Service Supplied**  
 274,803 Annual Vehicle Revenue Miles (VRM)  
 14,000 Annual Vehicle Revenue Hours (VRH)

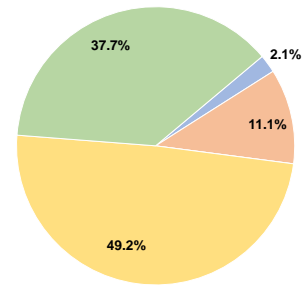
**Database Information**  
 NTDID: 55252  
 Reporter Type: Tribal Reporter

### Financial Information

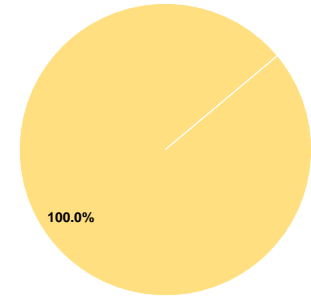
Sources of Operating Funds Expended			
Fare Revenues	\$11,469	2.1%	
Local Funds	\$60,092	11.1%	
State Funds	\$0	0.0%	
Federal Assistance	\$266,932	49.2%	
Other Funds	\$204,507	37.7%	
<b>Total Operating Funds Expended</b>	<b>\$543,000</b>	<b>100.0%</b>	

Sources of Capital Funds Expended			
Fare Revenues	\$0	0.0%	
Local Funds	\$0	0.0%	
State Funds	\$0	0.0%	
Federal Assistance	\$129,438	100.0%	
Other Funds	\$0	0.0%	
<b>Total Capital Funds Expended</b>	<b>\$129,438</b>	<b>100.0%</b>	

#### Operating Funding Sources



#### Capital Funding Sources



### Modal Characteristics

#### Operation Characteristics

##### Vehicles Operated at Maximum Service

Mode	Directly Operated	Purchased Transportation	Operating Expenses	Fare Revenues	Uses of Capital Funds	Annual Unlinked Trips	Annual Vehicle Revenue Miles	Annual Vehicle Revenue Hours	Average Fleet Age in Years <sup>a</sup>
Commuter Bus	4	-	\$70,287	\$1,525	\$0	3,139	36,549	1,249	3.5
Demand Response	5	-	\$472,713	\$9,944	\$129,438	27,782	238,254	12,751	0.0
<b>Total</b>	<b>9</b>	<b>-</b>	<b>\$543,000</b>	<b>\$11,469</b>	<b>\$129,438</b>	<b>30,921</b>	<b>274,803</b>	<b>14,000</b>	

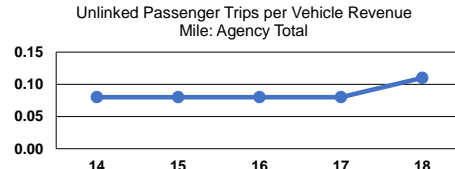
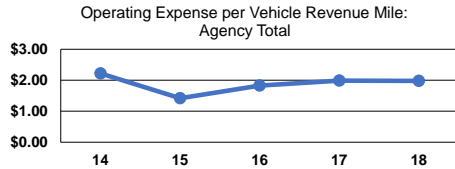
#### Performance Measures

##### Service Efficiency

Mode	Operating Expenses per Vehicle Revenue Mile	Operating Expenses per Vehicle Revenue Hour
Commuter Bus	\$1.92	\$56.27
Demand Response	\$1.98	\$37.07
<b>Total</b>	<b>\$1.98</b>	<b>\$38.79</b>

##### Service Effectiveness

Mode	Operating Expenses per Unlinked Passenger Trip	Unlinked Trips per Vehicle Revenue Mile	Unlinked Trips per Vehicle Revenue Hour
Commuter Bus	\$22.39	0.1	2.5
Demand Response	\$17.02	0.1	2.2
<b>Total</b>	<b>\$17.56</b>	<b>0.1</b>	<b>2.2</b>



**Notes:**  
<sup>a</sup>Demand Response - Taxi (DT) and non-dedicated fleets do not report fleet age data.