

# Leech Lake Band of Ojibwe

## 2018 Annual Agency Profile

### General Information

**Federally Recognized Tribal Statistical Areas**  
 Leech Lake Reservation and Off-Reservation Trust Land, MN

**Service Consumption**  
 10,411 Annual Unlinked Trips (UPT)

**Service Supplied**  
 51,011 Annual Vehicle Revenue Miles (VRM)  
 1,305 Annual Vehicle Revenue Hours (VRH)

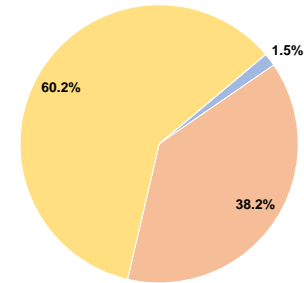
**Database Information**  
 NTDID: 55258  
 Reporter Type: Tribal Reporter

### Financial Information

Sources of Operating Funds Expended			
Fare Revenues	\$4,604	1.5%	
Local Funds	\$115,532	38.2%	
State Funds	\$0	0.0%	
Federal Assistance	\$181,928	60.2%	
Other Funds	\$0	0.0%	
<b>Total Operating Funds Expended</b>	<b>\$302,064</b>	<b>100.0%</b>	

Sources of Capital Funds Expended	
Fare Revenues	\$0
Local Funds	\$0
State Funds	\$0
Federal Assistance	\$0
Other Funds	\$0
<b>Total Capital Funds Expended</b>	<b>\$0</b>

### Operating Funding Sources



### Modal Characteristics

#### Operation Characteristics

#### Vehicles Operated at Maximum Service

Mode	Directly Operated	Purchased Transportation	Operating Expenses	Fare Revenues	Uses of Capital Funds	Annual Unlinked Trips	Annual Vehicle Revenue Miles	Annual Vehicle Revenue Hours	Average Fleet Age in Years <sup>a</sup>
Demand Response	2	-	\$302,064	\$4,604	\$0	10,411	51,011	1,305	7.0
<b>Total</b>	<b>2</b>	<b>-</b>	<b>\$302,064</b>	<b>\$4,604</b>	<b>\$0</b>	<b>10,411</b>	<b>51,011</b>	<b>1,305</b>	

#### Performance Measures

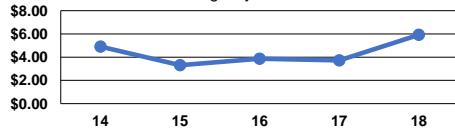
#### Service Efficiency

Mode	Operating Expenses per Vehicle Revenue Mile	Operating Expenses per Vehicle Revenue Hour
Demand Response	\$5.92	\$231.47
<b>Total</b>	<b>\$5.92</b>	<b>\$231.47</b>

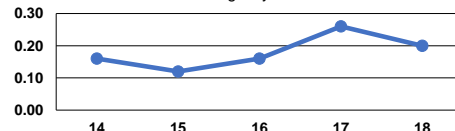
#### Service Effectiveness

Mode	Operating Expenses per Unlinked Passenger Trip	Unlinked Trips per Vehicle Revenue Mile	Unlinked Trips per Vehicle Revenue Hour
Demand Response	\$29.01	0.2	8.0
<b>Total</b>	<b>\$29.01</b>	<b>0.2</b>	<b>8.0</b>

Operating Expense per Vehicle Revenue Mile: Agency Total



Unlinked Passenger Trips per Vehicle Revenue Mile: Agency Total



**Notes:**  
<sup>a</sup>Demand Response - Taxi (DT) and non-dedicated fleets do not report fleet age data.